

Contract Routing Form

ROUTING: Routine

printed on: 04/08/2020

Contract between: S&L Underground Inc
and Dept. or Division: Engineering Division
Name/Phone Number:

Project: Toepfer Avenue, Holly Avenue, Euclid Avenue, and St. Clair S
treet Assessment District - 2019

Contract No.: 8306
Enactment No.: RES-20-00255
Dollar Amount: 4,476,393.77

File No.: 60037
Enactment Date: 04/03/2020

(Please DATE before routing)

Signatures Required	Date Received	Date Signed
City Clerk	4-9-2020	4-9-2020
Director of Civil Rights	4-10-2020	4-10-2020
Risk Manager	4/13/2020	4/13/2020 RN
Finance Director	4/13/2020	4/14/2020
City Attorney	4/15/2020	4/17/2020 RAL
Mayor	4/20/2020	4/21/2020

Please return signed Contracts to the City Clerk's Office
Room 103, City-County Building for filing.

Original + 2 Copies

04/08/2020 14:33:44 enjls - Reid Stiteley 266-4093

Dis Rights: OK (N/A) Problem - Hold
 Prev Wage: AA / Agency / No
 Contract Value: See above
 AA Plan: Approved
 Amendment / Addendum #
 Type: POS / Dwp / Sbdv / Gov't /
 Grant / PW / Goal / Loan / Agmt



City of Madison

City of Madison
Madison, WI 53703
www.cityofmadison.com

Legislation Details (With Text)

File #: 60037 **Version:** 1 **Name:** Awarding Public Works Contract No. 8306, Toepfer Avenue, Holly Avenue, Euclid Avenue and St. Clair Street Assessment District - 2019.

Type: Resolution **Status:** Passed

File created: 3/17/2020 **In control:** Engineering Division

On agenda: 3/31/2020 **Final action:** 3/31/2020

Enactment date: 4/3/2020 **Enactment #:** RES-20-00255

Title: Awarding Public Works Contract No. 8306, Toepfer Avenue, Holly Avenue, Euclid Avenue and St. Clair Street Assessment District - 2019. (11th AD)

Sponsors: BOARD OF PUBLIC WORKS

Indexes:

Code sections:

Attachments: 1. 8306.pdf, 2. Contract 8306.pdf

Date	Ver.	Action By	Action	Result
3/31/2020	1	COMMON COUNCIL	Adopt Under Suspension of Rules 2.04, 2.05, 2.24, and 2.25	Pass
3/25/2020	1	BOARD OF PUBLIC WORKS		
3/18/2020	1	Engineering Division	Refer	

The proposed resolution awards the contract for Toepfer Avenue, Holly Avenue, Euclid Avenue and St. Clair Street Assessment District - 2019 at a total cost of \$4,834,610, including contingency. Funding is provided by General Fund GO borrowing in the 2020 Adopted Capital Budget for Engineering - Bicycle and Pedestrian Sidewalk and Pavement Management Programs (MUNIS 12930 and 11744, respectively). No additional appropriation is required.

Awarding Public Works Contract No. 8306, Toepfer Avenue, Holly Avenue, Euclid Avenue and St. Clair Street Assessment District - 2019. (11th AD)

BE IT RESOLVED, that the following low bids for miscellaneous improvements be accepted and that the Mayor and City Clerk be and are hereby authorized and directed to enter into a contract with the low bidder contained herein, subject to the Contractor's compliance with Section 39.02 of the Madison General Ordinances concerning compliance with the Affirmative Action provisions **and subject to the Contractor's compliance with Section 33.07 of the Madison General Ordinances regarding Best Value Contracting:**

BE IT FURTHER RESOLVED, that the funds be encumbered to cover the cost of the projects contained herein.

See attached document (Contract No. 8306) for itemization of bids.

PROJECT

CONTRACTOR

AMOUNT OF BID

CONTRACT NO. 8306
TOEPFER AVENUE, HOLLY AVENUE, EUCLID AVENUE, AND ST. CLAIR STREET ASSESSMENT DISTRICT -
2019

S&L UNDERGROUND, INC.

\$4,476,393.77

Acct. No. 11744-402-170:54410 (91350)	\$1,756,804.98
Contingency 8%±	<u>140,545.02</u>
Sub-Total	\$1,897,350.00
Acct. No. 11744-402-174:54445(91345)	\$277,516.00
Contingency 8%±	<u>22,204.00</u>
Sub-Total	\$299,720.00
Acct. No. 11744-84-174:54445 (91345)	\$422,223.12
Contingency 8%±	<u>33,776.88</u>
Sub-Total	\$456,000.00
Acct. No. 12930-84-174:54445(91345)	\$324,236.70
Contingency 8%±	<u>25,943.30</u>
Sub-Total	\$350,180.00
Acct. No. 11744-83-173:54445 (91345)	\$1,131,865.03
Contingency 8%±	<u>90,544.97</u>
Sub-Total	\$1,222,410.00
Acct. No. 11744-86-179:54445(91360)	\$563,747.94
Contingency 3%±	<u>45,202.06</u>
Sub-Total	\$608,950.00
GRAND TOTAL	<u>\$4,834,610.00</u>

Jurisdiction: Wisconsin

Demographics

Company Name: Granite Re, Inc.	NAIC CoCode: 26310	Short Name:
SBS Company Number: 54219575	State of Domicile: Oklahoma	FEIN: 73-1282413
Domicile Type: Foreign	Organization Type: Stock	Country of Domicile: United States
NAIC Group Number: 7 - FEDERATED MUT GRP		Date of Incorporation: 11/13/1986
Merger Flag: No		

Address

Business Address 14001 QUAILBROOK DR OKLAHOMA CITY, OK 73134 United States	Mailing Address 14001 QUAILBROOK DR OKLAHOMA CITY, OK 73134 United States	Statutory Home Office Address 14001 QUAILBROOK DR OKLAHOMA CITY, OK 73134 United States	Main Administrative Office Address 14001 QUAILBROOK DR OKLAHOMA CITY, OK 73134 United States
--	---	---	--

Phone, Email, Website

Phone	Email	Website								
<table border="1"> <thead> <tr> <th>Type</th> <th>Number</th> </tr> </thead> <tbody> <tr> <td>Toll Free Phone</td> <td>(800) 440-5953</td> </tr> <tr> <td>Fax Phone</td> <td>(405) 749-6800</td> </tr> <tr> <td>Business Primary Phone</td> <td>(405) 752-2600</td> </tr> </tbody> </table>	Type	Number	Toll Free Phone	(800) 440-5953	Fax Phone	(405) 749-6800	Business Primary Phone	(405) 752-2600	No results found.	No results found.
Type	Number									
Toll Free Phone	(800) 440-5953									
Fax Phone	(405) 749-6800									
Business Primary Phone	(405) 752-2600									

Company Type

Company Type: Property and Casualty	Status Reason:	Status Date: 11/14/2001
Status: Active	Legacy State ID: 111641	Expiration Date:
Effective Date: 11/14/2001	Approval Date:	File Date:
Issue Date: 11/14/2001	Article No:	COA Number:
Articles of Incorporation Received: No		

Appointments

Show entries Showing 1 to 3 of 34 entries

Licensee Name	License Number	NPN	License Type	Line of Authority	Appointment Date	Effective Date	Expiration Date
ELIOT MOTU	19354385	19354385	Intermediary (Agent) Individual		12/09/2019	01/13/2020	03/15/2021
ELIOT MOTU	19354385	19354385	Intermediary (Agent) Individual	Property	12/09/2019	01/13/2020	03/15/2021
ELIOT MOTU	19354385	19354385	Intermediary (Agent) Individual	Casualty	12/09/2019	01/13/2020	03/15/2021

First Previous **1** Next Last

Line Of Business

Line of Business	Citation Type	Effective Date
Surety Insurance	Surety Insurance	11/14/2001

Contact

Contact Type	Preferred Name	Name	E-mail	Phone	Address
Registered Agent for Service of Process					Other CT CORPORATION SYSTEM 301 S BEDFORD ST STE 1 MADISON, WI United States County 53703

Company Merger

No results found.

Name Change History

Previous Name	New Name	Effective Date
	Granite Re, Inc.	

© 2019 National Association of Insurance Commissioners. All rights reserved.

\$4,476,393.77
ORIGINAL

BID OF S&L UNDERGROUND, INC.

2020

PROPOSAL, CONTRACT, BOND AND SPECIFICATIONS

FOR

TOEPFER AVENUE, HOLLY AVENUE, EUCLID AVENUE, AND ST. CLAIR STREET
ASSESSMENT DISTRICT - 2019

CONTRACT NO. 8306

MUNIS NO. 11744

IN

MADISON, DANE COUNTY, WISCONSIN

AWARDED BY THE COMMON COUNCIL
MADISON, WISCONSIN ON MARCH 31, 2020

CITY ENGINEERING DIVISION
1600 EMIL STREET
MADISON, WISCONSIN 53713

<https://bidexpress.com/login>

**TOEPFER AVENUE, HOLLY AVENUE, EUCLID AVENUE, AND ST. CLAIR STREET
ASSESSMENT DISTRICT - 2019
CONTRACT NO. 8306**

INDEX

SECTION A: ADVERTISEMENT FOR BIDS AND INSTRUCTIONS TO BIDDERSA-1
SECTION B: PROPOSAL SECTION..... B-1
SECTION C: DISADVANTAGED BUSINESS ENTERPRISE C-1
SECTION D: SPECIAL PROVISIONS..... D-1
SECTION E: BIDDER'S ACKNOWLEDGEMENT E-1
SECTION F: BEST VALUE CONTRACTING F-1
SECTION G: BID BOND..... G-1
SECTION H: AGREEMENT..... H-1
SECTION I: PAYMENT AND PERFORMANCE BOND I-1
SECTION J: DAVIS-BACON LABOR PROVISIONS..... J-1
SECTION K: DAVIS-BACON WAGE RATES.....K-1

This Proposal, and Agreement have
been prepared by:

**CITY ENGINEERING DIVISION
CITY OF MADISON
MADISON, DANE COUNTY, WISCONSIN**



Robert F. Phillips, P.E., City Engineer

RFP: rs

SECTION A: ADVERTISEMENT FOR BIDS AND INSTRUCTIONS TO BIDDERS

REQUEST FOR BID FOR PUBLIC WORKS CONSTRUCTION CITY OF MADISON, WISCONSIN

A BEST VALUE CONTRACTING MUNICIPALITY

PROJECT NAME:	TOEPFER AVENUE, HOLLY AVENUE, EUCLID AVENUE, AND ST. CLAIR STREET ASSESSMENT DISTRICT - 2019
CONTRACT NO.:	8306
DBE GOAL	8%
BID BOND	5%
DBE PRE BID MEETING (1:00 P.M.)	MARCH 13, 2020
PREQUALIFICATION APPLICATION DUE (2:00 P.M.)	MARCH 12, 2020
BID SUBMISSION (2:00 P.M.)	MARCH 19, 2020
BID OPEN (2:30 P.M.)	MARCH 19, 2020
PUBLISHED IN WSJ	FEBRUARY 27, MARCH 5 & 12, 2020

DBE PRE BID MEETING: Representatives of the Affirmative Action Department will be present to discuss the Disadvantaged Business Enterprise requirements at 1600 Emil Street, Madison Wisconsin.

PREQUALIFICATION APPLICATION: Forms are available on our website, www.cityofmadison.com/business/pw/forms.cfm. If not currently prequalified in the categories listed in Section A, an amendment to your Prequalification will need to be submitted prior to the same due date. Postmark is not applicable.

BIDS TO BE SUBMITTED by hand to 1600 EMIL ST., MADISON, WI 53713 or online at www.bidexpress.com.

THE BID OPENING is at 1600 EMIL ST., MADISON, WI 53713.

STANDARD SPECIFICATIONS

The City of Madison's Standard Specifications for Public Works Construction - 2020 Edition, as supplemented and amended from time to time, forms a part of these contract documents as if attached hereto.

These standard specifications are available on the City of Madison Public Works website, www.cityofmadison.com/Business/PW/specs.cfm.

The Contractor shall review these Specifications prior to preparation of proposals for the work to be done under this contract, with specific attention to Article 102, "BIDDING REQUIREMENTS AND CONDITIONS" and Article 103, "AWARD AND EXECUTION OF THE CONTRACT." For the convenience of the bidder, below are highlights of three subsections of the specifications.

DAVIS BACON COMPLIANCE PROVISIONS

The City of Madison is applying to fund portions of this contract through the Safe Drinking Water Loan Program (SDWLP) administered by the Wisconsin Department of Natural Resources. All work in this contract is subsequently subject to the Davis-Bacon Compliance Provisions. The Contractor shall use the Davis-Bacon wage rate tables as issued by the U.S. Department of Labor. The contractor shall submit weekly payroll certification, utilizing the payroll form included in the contract documents, or equivalent.

See SECTION J: DAVIS-BACON LABOR PROVISIONS, and SECTION K: DAVIS-BACON WAGE RATES for additional information and specific Contract requirements.

AMERICAN IRON AND STEEL (AIS)

All iron and steel products provided by the Contractor shall be produced in the United States and comply with the American Iron and Steel Requirement (AIS). Contractor shall provide AIS Certification for all iron and steel products supplied in this Contract.

See SECTION D: SPECIAL PROVISIONS, SECTION 106.1: SOURCE AND SUPPLY AND QUALITY for additional information and specific Contract requirements.

SECTION 102.1: PRE-QUALIFICATION OF BIDDERS

In accordance with Wisconsin State Statutes 66.0901 (2) and (3), all bidders must submit to the Board of Public Works proof of responsibility on forms furnished by the City. The City requires that all bidders be qualified on a biennial basis.

Bidders must present satisfactory evidence that they have been regularly engaged in the type of work specified herein and they are fully prepared with necessary capital, materials, machinery and supervisory personnel to conduct the work to be contracted for to the satisfaction of the City. All bidders must be pre-qualified by the Board of Public Works for the type of construction on which they are bidding prior to the opening of the bid.

In accordance with Section 39.02(9)(a). of the General Ordinances, all bidders shall submit in writing to the Affirmative Action Division Manager of the City of Madison, a Certificate of Compliance or an Affirmative Action Plan at the same time or prior to the submission of the proof of responsibility forms.

The bidder shall be disqualified if the bidder fails to or refuses to, prior to opening of the bid, submit a Certificate of compliance, Affirmative Action Plan or Affirmative Action Data Update, as applicable, as defined by Section 39.02 of the General Ordinances (entitled Affirmative Action) and as required by Section 102.11 of the Standard Specifications.

SECTION 102.4 PROPOSAL

No bid will be accepted that does not contain an adequate or reasonable price for each and every item named in the Schedule of Unit Prices.

A lump sum bid for the work in accordance with the plans and specifications is required. The lump sum bid must be the same as the total amounts bid for the various items and it shall be inserted in the space provided.

All papers bound with or attached to the proposal form are considered a part thereof and must not be detached or altered when the proposal is submitted. The plans, specifications and other documents designated in the proposal form will be considered a part of the proposal whether attached or not.

A proposal submitted by an individual shall be signed by the bidder or by a duly authorized agent. A proposal submitted by a partnership shall be signed by a member/partner or by a duly authorized agent thereof. A proposal submitted by a corporation shall be signed by an authorized officer or duly authorized registered agent of such corporation, and the proposal shall show the name of the State under the laws of which such corporation was chartered. The required signatures shall in all cases appear in the space provided thereof on the proposal.

Each proposal shall be placed, together with the proposal guaranty, in a sealed envelope, so marked as to indicate name of project, the contract number or option to which it applies, and the name and address of the Contractor or submitted electronically through Bid Express (www.bidexpress.com). Proposals will be accepted at the location, the time and the date designated in the advertisement. Proposals received after the time and date designated will be returned to the bidder unopened.

SECTION 102.5: BID DEPOSIT (PROPOSAL GUARANTY)

All bids, sealed or electronic, must be accompanied with a Bid Bond (City of Madison form) equal to at least 5% of the bid or a Certificate of Annual/Biennial Bid Bond or certified check, payable to the City Treasurer. Bid deposit of the successful bidders shall be returned within forty-eight (48) hours following execution of the contract and bond as required.

MINOR DISCREPENCIES

Bidder is responsible for submitting all forms necessary for the City to determine compliance with State and City bidding requirements. Notwithstanding any language to the contrary contained herein, the City may exercise its discretion to allow bidders to correct or supplement submissions after bid opening, if the minor discrepancy, bid irregularity or omission is insignificant and not one related to price, quality, quantity, time of completion or performance of the contract.

Bidders for this Contract(s) must be Pre-Qualified for at least one of the following type(s) of construction denoted by an

Building Demolition

- 101 Asbestos Removal
120 House Mover

- 110 Building Demolition

Street, Utility and Site Construction

- 201 Asphalt Paving
205 Blasting
210 Boring/Pipe Jacking
215 Concrete Paving
220 Con. Sidewalk/Curb & Gutter/Misc. Flat Work
221 Concrete Bases and Other Concrete Work
222 Concrete Removal
225 Dredging
230 Fencing
235 Fiber Optic Cable/Conduit Installation
240 Grading and Earthwork
241 Horizontal Saw Cutting of Sidewalk
242 Infrared Seamless Patching
245 Landscaping, Maintenance
246 Ecological Restoration
250 Landscaping, Site and Street
251 Parking Ramp Maintenance
252 Pavement Marking
255 Pavement Sealcoating and Crack Sealing
260 Petroleum Above/Below Ground Storage Tank Removal/Installation
262 Playground Installer

- 265 Retaining Walls, Precast Modular Units
270 Retaining Walls, Reinforced Concrete
275 Sanitary, Storm Sewer and Water Main Construction
276 Sawcutting
280 Sewer Lateral Drain Cleaning/Internal TV Insp.
285 Sewer Lining
290 Sewer Pipe Bursting
295 Soil Borings
300 Soil Nailing
305 Storm & Sanitary Sewer Laterals & Water Svc.
310 Street Construction
315 Street Lighting
318 Tennis Court Resurfacing
320 Traffic Signals
325 Traffic Signing & Marking
332 Tree pruning/removal
333 Tree, pesticide treatment of
335 Trucking
340 Utility Transmission Lines including Natural Gas, Electrical & Communications
399 Other _____

Bridge Construction

- 501 Bridge Construction and/or Repair

Building Construction

- 401 Floor Covering (including carpet, ceramic tile installation, rubber, VCT)
402 Building Automation Systems
403 Concrete
404 Doors and Windows
405 Electrical - Power, Lighting & Communications
410 Elevator - Lifts
412 Fire Suppression
413 Furnishings - Furniture and Window Treatments
415 General Building Construction, Equal or Less than \$250,000
420 General Building Construction, \$250,000 to \$1,500,000
425 General Building Construction, Over \$1,500,000
428 Glass and/or Glazing
429 Hazardous Material Removal
430 Heating, Ventilating and Air Conditioning (HVAC)
433 Insulation - Thermal
435 Masonry/Tuck pointing

- 437 Metals
440 Painting and Wallcovering
445 Plumbing
450 Pump Repair
455 Pump Systems
460 Roofing and Moisture Protection
464 Tower Crane Operator
461 Solar Photovoltaic/Hot Water Systems
465 Soil/Groundwater Remediation
466 Warning Sirens
470 Water Supply Elevated Tanks
475 Water Supply Wells
480 Wood, Plastics & Composites - Structural & Architectural
499 Other _____

State of Wisconsin Certifications

- 1 Class 5 Blaster - Blasting Operations and Activities 2500 feet and closer to inhabited buildings for quarries, open pits and road cuts.
2 Class 6 Blaster - Blasting Operations and Activities 2500 feet and closer to inhabited buildings for trenches, site excavations, basements, underwater demolition, underground excavations, or structures 15 feet or less in height.
3 Class 7 Blaster - Blasting Operations and Activities for structures greater than 15' in height, bridges, towers, and any of the objects or purposes listed as "Class 5 Blaster or Class 6 Blaster".
4 Petroleum Above/Below Ground Storage Tank Removal and Installation (Attach copies of State Certifications.)
5 Hazardous Material Removal (Contractor to be certified for asbestos and lead abatement per the Wisconsin Department of Health Services, Asbestos and Lead Section (A&LS).) See the following link for application: www.dhs.wisconsin.gov/Asbestos/Cert. State of Wisconsin Performance of Asbestos Abatement Certificate must be attached.
6 Certification number as a Certified Arborist or Certified Tree Worker as administered by the International Society of Arboriculture
7 Pesticide application (Certification for Commercial Applicator For Hire with the certification in the category of turf and landscape (3.0) and possess a current license issued by the DATCP)
8 State of Wisconsin Master Plumbers License.

SECTION B: PROPOSAL

Please refer to the
Bid Express Website
at <https://bidexpress.com>
look up contract number
and go to
Section B: Proposal Page

You can access all City of Madison bid solicitations for FREE at www.bidexpress.com

Click on the “Register for Free” button and follow the instructions to register your company and yourself. You will be asked for a payment subscription preference, since you may wish to bid online someday. Simply choose the method to pay on a ‘per bid’ basis. This requires no payment until / unless you actually bid online. You can also choose the monthly subscription plan at this time. You will, however, be asked to provide payment information. Remember, you can change your preference at anytime. You will then be able to complete your free registration and have full access to the site. Your free access does not require completion of the ‘Digital ID’ process, so you will have instant access for viewing and downloading. To be prepared in case you ever do wish to bid online, you may wish to establish your digital ID also, since you cannot bid without a Digital ID.

If you have any problems with the free registration process, you can call the bidexpress help team, toll free at 1-888-352-2439 (option 1, option1).

SECTION C: DISADVANTAGED BUSINESS ENTERPRISE

Instructions to Bidders City of Madison DBE Program Information

Disadvantaged Business Enterprise (DBE) Program Information

This project anticipates financing in whole or in part by the Wisconsin Department of Natural Resources (DNR) through the Clean Water Fund Program (CWFP) or the Safe Drinking Water Loan Program (SDWLP). The City of Madison and all Contractors on this project must make good faith efforts to utilize DBEs. The Wisconsin DNR provides a Contract Packet for DBE compliance which contains information for compliance with the EPA's DBE regulations and DBE program policies.

The DBE Compliance packet, and copies of required forms are available for reference at: <https://dnr.wi.gov/Aid/documents/EIF/Guide/DBE.html>

Additional questions regarding the DBE Program provisions of this Contract, including the attached Environmental Improvement Fund (EIF) DBE Good Faith Certification forms and the DBE Subcontractor Utilization forms, should be directed to:

Melissa Gombar, Affirmative Action Division Manager, City Civil Rights Department, at (608) 266-6510, or by email MGombar@cityofmadison.com

– OR –

Adam Wiederhoeft, PE, Design & Construction Engineer, Madison Water Utility, at (608) 266-9121, or by email at awiederhoeft@madisonwater.org

A copy of the complete City of Madison Disadvantaged Business Enterprise Program and/or DBE Directory may be obtained by calling the City Civil Rights Department at (608) 267-8759, or online at: <https://wisconsin.gov/Pages/doing-bus/civil-rights/dbe/certified-firms.aspx>.

2.1 Program Overview and Requirements

The City of Madison, in awarding prime contracts, and the primary contractor, in awarding subcontractors, are required to make a good faith effort to achieve a combined minimum goal of 8% participation for DBE utilization. This procurement will be subject to regulations contained in NR162, Wisconsin Administrative Code and appropriate State Statutes. Any contract awarded under this Invitation to Bid must demonstrate positive good faith efforts to utilize disadvantaged business enterprises (DBE). The City of Madison encourages DBE, including qualifying women-owned business enterprises (WBE) and minority-owned business enterprises (MBE), to submit Bid Proposals.

Failure to comply could result in the reduction in loan eligibility and/or could result in the contract being awarded to the lowest bidder demonstrating a positive effort to utilize women, minority, and small businesses.

The Contractor shall demonstrate positive efforts to utilize disadvantaged business enterprises (DBE). The Contractor's documentation regarding positive effort to utilize DBE shall be submitted with the Bid. Refer to the following sections for submittal requirements. Utilize the forms enclosed

therein to demonstrate good faith effort and DBE utilization. Completed forms must be included with the bid documents submitted at the time of Bid Opening.

Bidders may contact prospective DBE on the Wisconsin Unified Certification Program Eligibility Directory to solicit bids from these firms (available on the Wisconsin Department of Transportation's website:

<https://wisconsin.gov/Pages/doing-business/civil-rights/dbe/certified-firms.aspx>). For contractors utilizing DBE the appropriate form(s) must be submitted with the Bid to document the DBE subcontractors to be used in the Work.

Contractors are strongly encouraged to submit an advertisement to an industrial trade publication or regional newspaper to meet the good faith efforts required.

2.2 Good Faith Efforts

Prime contractors and subcontractors participating in a CFWP or SDWLP funded project must also make good faith efforts whenever they subcontract for construction work, equipment, raw materials, or supplies. The Environmental Protection Agency (EPA) identifies Six Good Faith Efforts which are required to ensure that all DBEs have the opportunity to compete for procurements funded in whole or part by EPA financial assistance dollars. In order to demonstrate a good faith effort, the recipient and the prime contractor must, at a minimum, fulfill the following six (6) affirmative steps:

1. Include qualified DBEs on solicitation lists.
2. Assure that potential DBEs are solicited whenever they are potential sources.
3. Divide scope of work (total requirements), when economically feasible, into smaller tasks or quantities to permit maximum participation of DBEs.
4. Establish delivery schedules (for projects where the requirements of the work allow) that will encourage participation by DBEs.
5. Use the services and assistance of the following, as appropriate:
 - Small Business Administration - <https://www.sba.gov/>
 - Minority Business Development Agency - <https://www.mbda.gov/>
 - U.S. Department of Commerce - <https://www.commerce.gov/>
 - See the List of Certified DBEs for agencies in Wisconsin and bordering states providing similar support. - <https://dnr.wi.gov/Aid/documents/EIF/Guide/MBElist.html>
6. If the prime contractor awards contracts/procurements, require subcontractors to take the affirmative steps above.

2.3 Solicitation Requirements

To make a good faith effort when subcontracting, a Prime Contractor shall advertise for subcontractors with an ad that includes a statement such as, "An 8% DBE participation goal is set for this project. DBEs are encouraged to submit proposals." If just one advertisement is published for all areas of work that may be subcontracted, it should indicate those types of work that could be subcontracted.

The advertisement(s) must appear in an industry trade publication and/or the official newspaper of public record for the municipality.

The Prime Contractor is required to supply a copy of the advertisement with the bid, and subsequently, to the Engineer, whenever solicitation occurs beyond the time of the bid submittal.

Additionally contact DBEs on a Unified Certification Program (UCP) List to solicit bids from these firms (e.g., firms registered in the WisDOT UCP, <https://wisconsindot.gov/Pages/doing-bus/civil-rights/dbe/certified-firms.aspx>). Document all the contacts, using Form 8700-294A, the DBE Contacts Worksheet and submit the form with the bid, and subsequently, to the Engineer, whenever solicitation occurs beyond the time of the bid submittal.

Additional solicitation steps are identified and provided for reference on Form 8700-294, DBE Good Faith Certification Form. This form is not required for submittal by the Prime Contractor.

2.4 Required Submittals by Bidder / Prime Contractor

The following forms and solicitation documentation materials must be completed and submitted with the bid in order to be considered eligible for award of the Contract.

- 1) **DNR Form 8700-294A**
The Environmental Improvement Fund (EIF) DBE Contacts Worksheet
- 2) **EPA Form 6100-4**
The DBE Program Subcontractor Utilization Form captures the prime's intended use of an identified DBE subcontractor, and the estimated dollar amount of the subcontract.
- 3) **Copy of Contractor's Advertisement Soliciting DBE Proposals**
A Class I Advertisement placed in the official newspaper of public record (Wisconsin State Journal) and/or industry trade publication.

2.5 Additional Solicitation Information

- 1) **Example Contractor's Advertisement Soliciting DBE Proposals**
A sample ad format is provided for reference.
- 2) **DNR Form 8700-294** (*not required for submittal by the Prime Contractor*)
The DBE Good Faith Certification Form provides additional solicitation steps, included for reference purposes. This form is not required for submittal by the Prime Contractor.

2.6 Contract Administration Requirements

Upon award and through the completion of contract, the following provisions are required to prevent unfair practices that adversely affect DBEs. Those provisions are as follows:

- 1) The Prime Contractor shall pay its subcontractor for satisfactory performance no later than 30 days from the Prime Contractor's receipt of payment from the City of Madison.
- 2) The City of Madison, through the Affirmative Action Division Manager and Engineer, must be notified in writing by its Prime Contractor prior to any termination of a DBE subcontractor for convenience by the Prime Contractor.
- 3) If a DBE subcontractor fails to complete work under the subcontract for any reason, the Prime Contractor is required to employ the six good faith efforts if soliciting a replacement subcontractor.
- 4) The Prime Contractor shall employ the six good faith efforts even if the Prime Contractor has achieved its fair share objectives for the project.

2.7 Federal Equivalency Requirements

This project is being financed in whole or in part by the Wisconsin Department of Natural Resources through the Clean Water Fund Program (CWFP) or the Safe Drinking Water Loan Program (SDWLP). This project is subsequently designated as Federal Equivalency and must comply with the following federal laws and all applicable state and federal laws, rules, and regulations and must ensure that their contractor(s) also comply with these laws, rules, and regulations.

- 1) Title VI of the Civil Rights Act of 1964 (P.L. 88-352), the Rehabilitation Act of 1973 (P.L. 93-1123, 87 Stat. 355, 29 U.S.C. Sec. 794), the Older Americans Amendments of 1975 (P.L. 94-135 Sec. 303, 89 Stat. 713, 728, 42 U.S.C. Sec. 6102), and subsequent regulations ensure access to facilities or programs regardless of race, color, national origin, sex, age, or handicap.
- 2) Executive Order 11246, as amended by Executive Orders 11375 and 12086 and subsequent regulations, prohibits employment discrimination on the basis of race, color, religion, sex, or national origin. Inclusion of the seven clauses in Section 202 of E.O. 11246 as amended by E.O. 11375 and 12086 are required in all project related contracts and subcontracts for municipalities over 3,300 population.
- 3) Executive Orders 11625, 12138, and 12432; 40 CFR part 33; Section 129 of P.L. 100-590 Small Businesses Reauthorization & Amendment Act of 1988; Public Law 102-389 (42 USC. 437d); a 1993 appropriations act ("EPA's 8% statute"); and Public Law 101-549, Title X of the Clean Air Acts Amendments of 1990 (42 USC. 7601 note) ("EPA's 10% statute") encourage recipients to award construction, supply, and professional service contracts to minority and women's business enterprises (MBE/WBE) and small businesses and require recipients to utilize affirmative steps in procurement.
- 4) 40 CFR Part 33 - Participation by Disadvantaged Business Enterprises in Procurement under Environmental Protection Agency (EPA) Financial Assistance Agreements sets forth a narrowly tailored EPA program to serve the compelling government interest of remedying past and current racial discrimination through agency-wide DBE procurement objectives.
- 5) Executive Order 12549, 3 CFR, 189; and 40 CFR Part 32, Subparts B and C, prohibit entering into contracts or subcontracts with individuals or businesses who are debarred or suspended. Borrowers are required to check the status of all contractors (construction and professional services) and must require contractors to check the status of subcontractors for contracts expected to be equal to or over \$25,000 via this Internet address: <http://epls.arnet.gov/>.
- 6) Executive Order 13202, as amended by Executive Order 13208, does not allow bid specifications, project agreements, or other controlling agreements to require or prohibit bidders, contractors, or subcontractors to enter into or to adhere to project labor agreements.
- 7) Section 513 of the Federal Water Pollution Control Act (33 USC 1372) or Section 1450(e) of the Safe Drinking Water Act (42 USC 300j-9(e)), as applicable, requires that all laborers and mechanics employed by contractors and subcontractors on projects funded directly by or assisted in whole or in part by and through the Federal Government pursuant to this Act shall be paid wages at rates not less than those prevailing on projects of a character similar in the locality as determined by the Secretary of Labor in accordance with subchapter IV of chapter 31 of title 40, United States Code. With respect to the labor standards specified in this section, the Secretary of Labor has the authority and functions set forth in Reorganization Plan Numbered 14 of 1950 (64 Stat. 1267; 5 USC. App.) and section 3145 of title 40, United States Code.

SECTION D: SPECIAL PROVISIONS

TOEPFER AVENUE, HOLLY AVENUE, EUCLID AVENUE, AND ST. CLAIR STREET ASSESSMENT DISTRICT - 2019 CONTRACT NO. 8306

It is the intent of these Special Provisions to set forth the final contractual intent as to the matter involved and shall prevail over the Standard Specifications and plans whenever in conflict therewith. In order that comparisons between the Special Provisions can be readily made, the numbering system for the Special Provisions is equivalent to that of the Specifications.

Whenever in these Specifications the term "Standard Specifications" appears, it shall be taken to refer to the City of Madison Standard Specifications for Public Works Construction and Supplements thereto.

SECTION 102.11 BEST VALUE CONTRACTING

This Contract shall be considered a Best Value Contract if the Contractor's bid is equal to or greater than \$63,500 for a single trade contract; or equal to or greater than \$311,500 for a multi-trade contract pursuant to MGO 33.07(7).

SECTION 102.13: FEDERAL PREVAILING WAGE

For this project, payment of prevailing wages is required. The wages and benefits paid on the contract shall not be less than those specified in the Federal Wage Decision included with these contract documents for the following types of work:

- Building
- Heavy
- Highway
- Residential

When multiple boxes are checked, worker's wages may vary according to the type and area of work performed. It is the responsibility of the Contractor to determine and apply the appropriate wage rate for the specific work assigned.

The City of Madison will be utilizing Federal Funds for this project. Because of this additional terms and conditions will apply. In addition to the requirements in Article 102 of the Standard Specifications, during the performance of this agreement, the Contractor will be required to conform to the wage requirements prescribed by the federal Davis-Bacon and Related Acts which requires that all laborers and mechanics employed by contractors and sub-contractors performing on contracts funded in whole or in part with federal funds in excess of \$2,000 pay their laborers and mechanics not less than the prevailing wage rates and fringe benefits, as determined by the Secretary of Labor, for corresponding classes of laborers and mechanics employed on similar projects in the area.

See the attached Additional Federal Requirements Attachment and Federal Wage Decision. Note that the Wage Decision is subject to change and does not lock in until the bid's due date.

ARTICLE 103 AWARD AND EXECUTION OF THE CONTRACT

The awarded Contractor shall completely execute the signing of all contract documents and submit them to City Engineering (Attn: Alane Boutelle, 1600 Emil Street, Madison, WI 53703) prior to **12:00 pm on Thursday, April 2, 2020**. Delays in turning in the required completed contract documents will not adjust the project completion date. Payment and Performance Bonds shall be dated no sooner than **Wednesday, April 1, 2020**.

ARTICLE 104 **SCOPE OF WORK**

The work under this contract shall include, but is not limited to, installation of water main and services, sanitary sewer main and laterals, storm sewer structures and pipes, curb and gutter, base preparation, asphalt pavement, sidewalk, and driveway aprons.

The project limits for the work are on Toepfer Ave. from Tokay Blvd. to Mineral Point Rd., on Holly Ave. from Birch Ave. to Mineral Point Rd., on Euclid Ave. from Holly Ave. to Toepfer Ave., and on St. Clair St. from Toepfer Ave. to Glen Dr.

The Contractor shall view the site prior to bidding to become familiar with the existing conditions. It will be the responsibility of the Contractor to work with the utilities located in the right of way to resolve conflicts during the construction process.

SECTION 104.4 **INCREASED OR DECREASED QUANTITIES**

The quantities for the pervious pavement and other stormwater treatment related items may be revised. The City has requested additional soil borings on St. Clair Ave. Depending on the soil conditions, the limits of the pervious pavement items in that area may be revised or removed. Additionally, the City will be holding additional meetings with the neighborhood to discuss the plans for the stormwater features. These meetings may result in modifications to the quantities or locations of some of the stormwater treatment features including but not limited to the Rock Cribs, Pervious Pavement and Blocks, Stormwater Terraces, Rain Gardens, etc. Modifications in the quantities, limits or locations of these items will not result in changes to the unit bid prices.

SECTION 105.12 **COOPERATION BY THE CONTRACTOR**

It is anticipated that the Contractor will need to use multiple crews in order to complete the work under this contract within contract duration. It is also expected that certain items of work, especially the concrete work and asphalt paving, will require multiple mobilizations to meet the requirements of the traffic control and coordination specifications.

Existing Items to Remain

The Contractor shall use care around existing trees, plantings, walls, steps, utilities and any other structures or amenities that are indicated on the plans to remain. No trees, other than those shown on the plan to be removed, shall be cut without the approval of the Engineer and the City Forester; the abutting property owners shall be notified in accordance with the City's Administrative Procedure Memorandum No. 6-2 prior to any removal.

There is an existing mailbox behind the sidewalk adjacent to the driveway for the Landmark property at 441 Toepfer Ave. This item is to remain, and the Contractor shall take care to not damage this item.

Access to Properties

Parking is very limited in this neighborhood and the City wishes to minimize parking inconvenience for neighbors. The Contractor shall phase all work, especially concrete work, such that at least 50% of the residents of access to their driveways at all times. The total duration of driveway closures shall be in accordance with the standard specifications. Phasing of the work necessary to meet this requirement shall be considered incidental to the contract.

Maintain access to the driveway at 3902 St. Clair St. at all times. Maintenance of access to this driveway shall be paid under the Maintain Driveway Access bid item.

Coordination with Utilities

This project will require close coordination with private utility companies. There are several existing utilities located within the project limits that are to remain. Several of these facilities are old and will require care when working near them.

The Contractor will be responsible for coordination and providing work space for any conflict resolution work that will need to be performed by the private utility companies, including any structure adjustments. It is anticipated that MG&E will also need to relocate several poles within the limits of the project.

MG&E plans to replace the gas mains and services within the limits of the project, and it is anticipated that this work will take place during this project. Contractor shall coordinate with the utilities and their contractors to provide space and time to complete the work within the contract timeframe as indicated in Section 109.2 Prosecution of Work. This coordination effort shall include regular meetings with MG&E and their contractor, and coordinating the work areas as necessary so that all parties can complete the work within the area.

SECTION 106.1: SOURCE AND SUPPLY AND QUALITY

AMERICAN IRON AND STEEL REQUIREMENTS:

The Contractor acknowledges to and for the benefit of the City of Madison "Purchaser" and the State of Wisconsin (the "State") that it understands the goods and services under this Agreement are being funded with monies made available by the Clean Water State Revolving Fund and/or Drinking Water State Revolving Fund that have statutory requirements commonly known as "American Iron and Steel;" that requires all of the iron and steel products used in the project to be produced in the United States ("American Iron and Steel Requirement") including iron and steel products provided by the Contractor pursuant to this Agreement.

The Contractor hereby represents and warrants to and for the benefit of the Purchaser and the State that (a) the Contractor has reviewed and understands the American Iron and Steel Requirement, (b) all of the iron and steel products used in the project will be and/or have been produced in the United States in a manner that complies with the American Iron and Steel Requirement, unless a waiver of the requirement is approved, and (c) the Contractor will provide any further verified information, certification or assurance of compliance with this paragraph, or information necessary to support a waiver of the American Iron and Steel Requirement, as may be requested by the Purchaser or the State.

Notwithstanding any other provision of this Agreement, any failure to comply with this paragraph by the Contractor shall permit the Purchaser or State to recover as damages against the Contractor any loss, expense, or cost (including without limitation attorney's fees) incurred by the Purchaser or State resulting from any such failure (including without limitation any impairment or loss of funding, whether in whole or in part, from the State or any damages owed to the State by the Purchaser).

While the Contractor has no direct contractual privity with the State, as a lender to the Purchaser for the funding of its project, the Purchaser and the Contractor agree that the State is a third-party beneficiary and neither this section (nor any other provision of this Agreement necessary to give this section force or effect) shall be amended or waived without the prior written consent of the State.

The following information is provided as a sample letter of step certification for AIS compliance. Documentation must be provided on company letterhead.

Date
Company Name
Company Address
City, State Zip

Subject: American Iron and Steel Step Certification for Project (XXXXXXXXXX)

I, (company representative), certify that the (melting, bending, coating, galvanizing, cutting, etc.) process for (manufacturing or fabricating) the following products and/or materials shipped or provided for the subject project is in full compliance with the American Iron and Steel requirement as mandated in EPA's State Revolving Fund Programs.

Item, Products and/or Materials:

1. Xxxx
2. Xxxx

Such process took place at the following location:

If any of the above compliance statements change while providing material to this project we will immediately notify the prime contractor and the engineer.

Signed by company representative

SECTION 107.6 DUST PROOFING

The Contractor shall take all necessary steps to control dust arising from operations connected with this contract. When ordered by the Engineer, the Contractor shall dust proof the construction area by using power sweepers and water. Dust proofing shall be incidental with operations connected with this contract.

SECTION 107.7 MAINTENANCE OF TRAFFIC

All signing and barricading shall conform to Part VI of the Federal Highways Administrations "Manual on Uniform Traffic Control Devices" (MUTCD), the State of Wisconsin Standard Facilities Development Manual (including Chapter 16 – Standard Detail Drawings) and the City of Madison Standards for sidewalk and bikeway closures.

A traffic control plan for Mineral Point Rd. is provided in the plan set. The traffic control plan is a schematic representation of the traffic control. It shall not be considered to scale. The contractor shall not use the traffic control plan to represent quantity of drums. Drums shall be spaced per M.U.T.C.D. The contractor shall maintain all lanes shown on the traffic control plan. Accomplish the construction sequence, including the associated traffic control as detailed in the traffic control section of the plans, and as described in this traffic article. Unless detailed in the plans, do not begin or continue any work that closes traffic lanes outside the allowed time periods specified in this article. Submit all traffic control change requests to the construction engineer at least 7 working days prior to an actual traffic control change. A request does not constitute approval.

One lane of traffic with a minimum width of eleven (11) feet of asphalt shall be maintained in each direction on Mineral Point Rd at all times. The work impacting the travel lanes on Mineral Point Rd. shall not occur for longer than 4 calendar days.

Holly Ave shall be fully open to traffic until June 5th and all of the work shall be completed on Holly Ave by August 21st. During this time frame, Holly Ave may be closed to through traffic at the project limits. This will allow the school on Holly Ave to safely pick up and drop off students.

Euclid Ave, Toepfer Ave, and St Clair St may be closed at the project limits to through traffic for the duration of the project.

Two way traffic shall be maintained on Tokay Blvd at all times. A flagger shall be used to direct traffic on Tokay Blvd while work is occurring at the intersection of Tokay Blvd and Toepfer Ave. Multiple, coordinated flag persons may be necessary due to the existing medians and horizontal curve on Tokay near this intersection. Overnight and when work is not being done, the work area on Tokay Blvd shall be

plated and open to two way traffic. Impacts to travel lanes on Tokay shall not occur for longer than 10 calendar days.

Tubular markers used to separate traffic in opposite directions shall be per WISDOT S.D.D. 15C-11. Double yellow reflective pavement marking tape shall be used whenever tubular markers are being used to separate travel lanes. Yellow four (4) inch reflective pavement marking tape shall be used whenever tubular markers are used to separate a travel lane from a work zone.

Traffic Control shall be measured as a lump sum. Payment for the Traffic Control is full compensation for constructing, assembling, hauling, erecting, re-erecting, maintaining, restoring, and removing non-permanent traffic signs, drums, barricades, and similar control devices, including arrow boards, for providing, placing, and maintaining work zone. Maintaining shall include replacing damaged or stolen traffic control devices. Temporary pavement markings, tubular posts and bases and electronic message boards shall be paid for as separate bid items. Traffic control to install temporary or permanent pavement markings shall be included in the Traffic Control Lump Sum Bid Item.

Contractor shall supply all necessary mounting hardware and supports for signing. This shall also include covering and uncovering any conflicting overhead signs during the project. Contractor shall display all signing so as to be easily viewed by all users. Contractor shall mount traffic control on posts or existing poles or drive posts whenever possible. Existing poles may be used with approval of Construction Engineer. Contractor shall inspect traffic control daily to ensure all traffic control remains in place during the project.

The traffic control plan may need to be altered as conditions change in the field or as unexpected conditions occur. This shall include relocating existing traffic control or providing additional traffic control. This should be considered incidental to providing traffic control for the project.

Type A warning lights shall be installed on all barricades used in the project per State of Wisconsin S.D.D. 15C2-4B. Contractor shall also place Type C warning lights on any barrels used to taper traffic or lane closures.

All temporary inlet or structure plating for traffic control phasing shall be considered incidental to the traffic control bid item.

Contractor shall place portable changeable message boards at least one week in advance of the start of work, notifying the public of the start of construction. Contractor shall locate the portable changeable message boards as directed by the Engineer. Message boards shall also be placed on Mineral Point Rd. one week prior to working on that street.

Contractor shall notify the City of Madison Police Department, Fire Department, Madison Metro, and Traffic Engineering 48 hours in advance of all switchovers of traffic lanes and closures of streets. Notifications must be given by 4:00 P.M. on Thursday for any such work to be done on the following Monday. Notify Madison Metro one week prior to traffic switches, street closures, and reopening the road to through traffic for bus routing. Madison Metro contact is Tim Sobota (608) 261-4289.

Maintain sidewalk at all times on one side of the street at all times and both sides whenever possible. When sidewalk must be closed for construction purposes, contractor shall ensure that sidewalk on opposite side of the street is open. Sidewalk closures shall be signed at the crosswalks prior to the closure. Sidewalk access to all businesses shall remain open from at least one end of a block at all times. Sidewalks shall be fully open during non-working hours except where necessary to enable sidewalk to cure. Maintaining Sidewalk is considered incidental to the contract.

Construction equipment and materials are not to be stored within the street right-of-way that is open to traffic during non-working hours.

Contractor is responsible for obtaining and installing temporary no parking signs to facilitate traffic control plan or as necessary to complete the work within the contract. The contractor shall contact John Villareal with the City of Madison Parking Utility (608-267-8756) at least 3 working days prior to needing the signs.

Contractor shall post signs in accordance with the City of Madison Police Department Guidelines for temporary no parking restrictions for construction or special events. The guidelines can be found at the link listed below. This shall be considered incidental to the traffic control lump sum bid item.

http://www.cityofmadison.com/business/pw/documents/guidelines_temporarynoparkingrestrictions.pdf

The Contractor shall not remove traffic signs. For removal or replacement of traffic and parking signs, contact the City of Madison Traffic Engineering Field Operations, 1120 Sayle Street, 266-4767, 8:00 a.m. to 4:00 p.m., a minimum of 2 working days in advance of when any existing signs need to be removed. This service is provided free of charge. If the contractor removes the signs, the contractor will be billed for the reinstallation of, and any damage to, the signing equipment. The contractor shall notify The City of Madison Traffic Engineering Field Operations, 1120 Sayle Street, 266-4767 upon completion of final landscaping to have permanent signs reinstalled. The contractor shall expect a minimum of seven working days to have permanent signs reinstalled. The contractor shall leave in place all necessary traffic control until given notice by the construction engineer that permanent signing is in place and temporary traffic control may be removed.

Contact Jeremy Nash, City of Madison Traffic Engineering, at 266-6585 for questions on this spec.

SECTION 107.10 OPENING OF SECTION OF HIGHWAY TO TRAFFIC

Upon completion of all concrete work, final surface course of pavement, landscaping, topsoil, seed or sod, the City Construction Engineer shall certify that it is complete and shall contact the City of Madison Traffic Operations Section, 266-4767. The Contractor shall leave all barricades and traffic control in place until such time that the final signing has been installed by the City. The City shall notify the Contractor when the final signing is complete and the Contractor shall remove all temporary construction signs and barricades within 24 hours of the notification.

SECTION 108.2 PERMITS

The City of Madison will obtain a City of Madison Erosion Control Permit and has submitted a DNR WRAPP Water Resources Application for Project Permit (formerly known as Notice of Intent (NOI)) to obtain coverage under a Construction Site General Permit.

The Contractor shall meet the conditions of the permits by properly installing and maintaining the erosion control measures shown on the plans, specified in these Special Provisions, or as directed by the Construction Engineer or his designees. This work will be paid for under the appropriate contract bid items or, if appropriate items are not included in the contract, shall be paid for as Extra Work. A copy of the permit is available at the City of Madison, Engineering Division office.

This permit covers trench dewatering to a maximum of 70 gallons/minute from the project, provided appropriate control measures are in place. The City's obtaining this permit is not intended to be exhaustive of all permits that may be required to be obtained by the Contractor for construction of this project. It shall be the responsibility of the Contractor to identify and obtain any other permits needed for construction.

The Contractor shall refer to section 210.6 Erosion Control Implementation and Enforcement for additional information on the requirements regarding this topic.

SECTION 109.2 PROSECUTION OF WORK

The Contractor shall begin work on **APRIL 13, 2020**, and all work shall be completed by **OCTOBER 31, 2020**.

Work on Holly Ave. may begin no earlier than **June 8, 2020**, and all work on Holly Ave. shall be completed by **August 21, 2020**. Liquidated damages per Section 109.9 of these special provisions will be applied to this interim completion date.

Work shall begin only after the start work letter is received. If all work is not completed by the contract deadline and weather prevents work from proceeding to completion this year, the contractor shall place temporary pavement where necessary to restore vehicular and bus traffic to all streets at no additional cost to the City. Temporary pavement shall be a minimum of 2" thick, and all manholes shall be adjusted to match the temporary pavement elevation and all curb lines shall be ramped.

The total contract time accounts for work days necessary to coordinate with private utilities for completion of their work within the project limits. No time extensions will be given for coordinating with the utilities and for providing time and space for the private utilities to complete their work within the contract duration.

SECTION 109.9 LIQUIDATED DAMAGES

The fixed, agreed, and liquidated damages due the City from the Contractor for failure to complete all work by the specified completion date for the entire contract shall be \$2,000 per calendar day.

The fixed, agreed, and liquidated damages due the City from the Contractor for failure to complete all work by the interim completion date for the work on Holly Ave. shall be \$1,200 per calendar day.

SECTION 210.1(d) STREET SWEEPING

When required, either by the erosion control plan or the Construction Engineer, the Contractor shall perform mechanical street sweeping on all streets or paved surfaces affected by construction equipment, hauling or related construction activities that result in mud tracking or siltation. Mechanical street sweeping shall be completed as directed by the Construction Engineer and shall remove all loose material to the satisfaction of the Construction Engineer. Depending on site conditions, construction activities, and hauling methods utilized by the Contractor mechanical street sweeping may be required multiple times throughout the day with an absolute minimum that all streets are clean at the end of the work day.

BID ITEM 21031 – INLET PROTECTION, TYPE C – COMPLETE

Type C inlet protection shall be allowed where it is not possible to install RIGID FRAME INLET PROTECTION. Installation shall be approved by the Construction Engineer, inspected weekly, and maintained or replaced when there is debris or damage.

BID ITEM 21110 – TERRACE RAIN GARDEN

The contractor shall contact the following City Engineering staff member for inspection of all terrace rain garden work:

Phil Gaebler @ 608-266-4059 or Carrisa Wegner @ 608-261-9822

ARTICLE 500 SEWER AND SEWER STRUCTURES GENERAL

The sanitary sewer and storm sewer designer for this project is Daniel Olivares and may be contacted at (608) 261-9285 or daolivares@cityofmadison.com.

SANITARY SEWER GENERAL

This project shall include installing approximately 395-feet of new 12" PVC SDR-26, 1153-feet of new 8" PVC SDR-26, 2837-feet of new 8" PVC SDR-35, 820-feet of new 8" PVC C900 and approximately 2723-feet of new PVC sanitary lateral.

ASTM D3034 SDR-35 and SDR-26 sewer main and lateral as called for on the plan set shall be payable under Sanitary Sewer Main (BID ITEM 50301) and Sanitary Lateral (BID ITEM 50353).

All new sanitary sewer access structures shall include Neenah R-1550 castings with the new City of Madison casting detail (see S.D.D. 5.7.16) of the City of Madison Standard Specifications for Public Works Construction 2020 ed. All new sewer main connections may be factory cored and shall be included in the structure. All existing main connections shall be field cored to accommodate existing conditions and shall be compensated under BID ITEM 50791 SANITARY SEWER TAP. All sewer main and/or laterals not slated for replacement that are damaged during the installation of a structure shall be replaced by the Contractor and shall be considered incidental to the project. All benches and flowlines shall have a smooth trowel finish.

Contractors shall have a locator device on-site if they intend to start laying lateral pipe at the property line to minimize the amount of extra sidewalk removal. Each sanitary lateral shall have a maximum of 4 sidewalk squares removed and replaced. No additional compensation shall be awarded beyond this amount for the replacement of a sewer lateral. If laterals called for reinstatement on the plans are to be plugged under the direction of the engineer on-site, Contractors are required to use a sonde device to confirm that the laterals are not active.

All sanitary sewer laterals on this project were located by television inspection of the main and from City records.

It is advised that the Contractor visit the site prior to bidding to determine the type of trench protection that will be necessary for the sanitary sewer main installation.

STORM SEWER GENERAL

Storm sewer pipe work shall include removing, salvaging, replacing, newly installing and/or protecting the existing storm sewer system to install the sanitary sewer.

Reconnection of existing pipes at new or existing structures, or new pipes at new or existing structures, shall be considered to be part of the work required to construct the new structure or to construct the new sewer pipe and shall not be rewarded with additional compensation. However, if the structure being removed is larger than the new structure, thus requiring additional pipe, the new pipe shall be paid under the appropriate bid item and the connection of the old pipe to the new pipe shall be accomplished with a concrete collar. All private storm connections to a new structure are incidental to the new structure. If a private connection is not shown on the plan, additional compensation shall be paid for as a private reconnection unless the structure is field poured.

Where a new structure is to be constructed at an existing pipe, it is expected that the contractor shall saw cut the existing pipe in the required location to accommodate the placement of the new structure. If the contractor for his or her convenience deems it more suitable to remove the existing pipe to a full joint, the additional pipe and concrete collar required to reconnect to the new structure shall be the contractor's responsibility and shall not be compensated.

Precast structures are only allowed where field poured structures are not specifically called for, and no precast structures are allowed until ULO's are completed and approval of the design engineer has been received.

Kor n Seal boots or equivalent shall be used for all pipe connections to inlets. In addition, Kor n Seal boots shall be required for any Type II pipe connection to SAS storm structures. Concrete collars or Kor n Seal may be used for any RCP or HERCP connections to SAS storm structures.

All rebar for field poured structures shall be epoxy coated. Any exposed steel shall be touched up or recoated prior to use.

All field poured SAS storm structures shall be constructed in accordance with Standard Detail Drawing 5.7.3. All precast SAS storm structures shall be constructed in accordance with Standard Detail Drawing 5.7.5.

SECTION 701

PROVISIONS FOR WATER INSTALLATION AND ABANDONMENT

The water designer for this project is Kelly Miess. She may be contacted at (608) 261-9640 or kmiess@madisonwater.org.

The project consists of furnishing and installing replacement 8-inch and 12-inch ductile iron water main and fittings on Holly Avenue, Toepfer Avenue and St Clair Street within the project limits. The project also includes abandoning existing water main including valves and hydrants. Once the new systems have passed the pressure and water quality tests, cut off, extend as necessary, and reconnect the existing water service laterals to the new water mains unless the service is to be abandoned. All services that may require relocation due to conflicts with trees or any other issue must be authorized and the new location approved in advance by the Water Utility inspector. Any broken curb stops, buried curb boxes or otherwise dysfunctional service components must be approved for adjustment, removal and/or replacement by the Water Utility inspector in advance of any work being performed.

Water Service Outage Restrictions

All water service outages to Our Lady Queen of Peace Parish (401 S Owen Drive) and School (418 Holly Avenue) may only occur:

- **Monday through Friday after 12pm between June 8 2020 and June 19 2020**
- **Monday through Friday between June 22 2020 and August 21 2020**

No outages are allowed on any weekend. Service laterals to Queen of Peace Parish and School include a 1-inch, 2-inch and 4-inch lateral off Holly Avenue. The 1-inch and 2-inch services are unused and to be abandoned. The Parish and School are also served off Owen Drive; these laterals should not be affected by construction.

Water Service Outage Notification Requirements

All water service outages to Our Lady Queen of Peace Parish (401 S Owen Drive) and School (418 Holly Avenue) must be notified one calendar week in advance of the outage. Notify Dan Miller, Head of Maintenance, at (608) 212-0701 (mobile) or (608) 231-4600 (office). Mr. Miller may also be reached at dan.miller@qopc.org. Coordinate all outages with Mr. Miller to ensure minimal impact to the school and parish.

Take all necessary precautions to protect newly installed main as well as the existing Madison Water Utility system and ensure its proper functioning during construction.

View the sites prior to bidding and become familiar with existing conditions and utilities.

SECTION 702

MATERIALS

Furnish all materials, labor and equipment necessary to complete this project except the tapping sleeves, tapping valves and tapping valve boxes. Water Utility will furnish the tapping sleeves, tapping valves, tapping valve boxes, and the crew to perform the taps.

All iron and steel products must comply with American Iron and Steel (AIS) provisions.

SECTION 702.4.1 MECHANICAL JOINT FITTINGS

(1) Mechanical joint fittings are to conform to the requirements of American National Standard for Ductile Iron Compact Fittings, 3-inch through 64-inch for Water (ANSI/AWWA C153/A21.53-11 - latest revision).

SECTION 703

CONSTRUCTION METHODS

Perform all work in accordance with these provisions and the City of Madison Standard Specifications, current edition. Keep all valves accessible and functioning throughout the duration of the work or as directed otherwise by the Water Utility representative.

Be aware of traffic control requirements while performing any work that closes or partially closes any intersection. Refer to traffic control specifications and these special provisions for details.

WATER UTILITY GENERAL NOTES FOR SPECIFIC WORK:

WN1	Replace the existing lead service with a new copper service.
WN2	Extend and reconnect the existing copper service to the new water main.
WN3	Existing service to be abandoned when water main is cut-off.
WN4	Disconnect service from the old water main and reconnect the existing copper water service lateral to the new water main.
WN5	Relocate the existing fire hydrant.
WN6	Abandon water valve access structure.
WN7	Furnish and install the new top section for the water access structure.
WN8	Abandon the valve box.
WN9	Furnish the ditch, compaction and all materials and labor for the installation of new service lateral.
WN10	Remove and salvage existing hydrant.
WN11	Replace the existing copper service with a new copper service.
WN20+	See Water Impact Plan for connection point isolation and water shut-off notification information.

BID ITEM 90001 – MAINTAIN DRIVEWAY ACCESS

DESCRIPTION

Maintain Driveway Access shall consist of all work, materials and incidentals necessary to maintain access to the driveways of properties identified on the plans, as identified in the special provisions, or as directed by the Engineer. The Contractor shall maintain access at the identified locations at all times and for the duration of the project. This work may involve constructing temporary accesses using materials approved by the Engineer, using steel plates, limiting the size of the work areas around and within the driveways, or using high early strength concrete. Maintaining access may also involve performing work outside of scheduled work hours or outside of the Contractor's planned phasing of the project, if approved or directed by the Engineer.

If constructing a temporary access, the Contractor shall ensure that proper drainage is maintained while the temporary access is in use, which includes grading of the temporary access and installation of temporary culverts or piping, as necessary. This item also includes removal of any temporary materials along with any necessary restoration of the area disturbed by the temporary access.

METHOD OF MEASUREMENT

Maintain Driveway Access will be measured by Each location acceptably completed.

BASIS OF PAYMENT

This item, measured as provided above, shall be paid for at the contract unit price for all work, materials, equipment, and incidentals necessary to complete the work as set forth in the description.

BID ITEM 90002 – TRAFFIC CONTROL FLEXIBLE TUBULAR MARKER POSTS

DESCRIPTION

This bid item includes all work, materials, equipment and labor necessary to install Traffic Control Flexible Tubular Marker Posts. All work under this bid item shall be in accordance with Section 633 of the current edition of the WISDOT standard specs.

METHOD OF MEASUREMENT

Traffic Control Flexible Tubular Marker Posts shall be measured as set forth in Section 633.4 of the Wisconsin DOT Standard Specifications, which shall be measured on a per unit basis acceptably installed.

BASIS OF PAYMENT

Traffic Control Flexible Tubular Marker posts will be paid at the contract unit price, which shall be full compensation for all work as provided in the description.

BID ITEM 90003 – TRAFFIC CONTROL FLEXIBLE TUBULAR MARKER BASES

DESCRIPTION

This bid item includes all work, materials, equipment and labor necessary to install Traffic Control Flexible Tubular Marker Bases. All work under this bid item shall be in accordance with Section 633 of the current edition of the WISDOT standard specs.

METHOD OF MEASUREMENT

Traffic Control Flexible Tubular Marker Bases shall be measured as set forth in Section 633.4 of the Wisconsin DOT Standard Specifications, which shall be measured on a per unit basis acceptably installed.

BASIS OF PAYMENT

Traffic Control Flexible Tubular Marker posts will be paid at the contract unit price, which shall be full compensation for all work as provided in the description.

BID ITEM 90004 - CRACK AND DAMAGE SURVEY

DESCRIPTION

This special provision describes conducting a crack and damage survey at 441 Toepfer Ave.

This property is a Frank Lloyd Wright House, City of Madison Landmark and on the National Register of Historic Places.

The survey shall consist of two parts. The first part, performed prior to construction activities, shall include a visual inspection, photographs, and a written report describing the existing defects in the building(s) being inspected. The second part, performed after the construction activities, shall also include a visual inspection, photographs, and written report describing any change in the building's condition.

CONSTRUCTION METHODS

Prior to any construction activities, the Contractor shall provide notice to residents of work to be completed and thoroughly inspect the building structures for existing defects, including interior and exterior walls. Submit a written report of the inspector's name, date of inspection, descriptions and locations of defects, and photographs. The intent of the written report and photographs is to procure a record of the general physical condition of the building's interior and exterior walls and foundation. The report shall be submitted as a pdf document on USB flash drive.

The photographs shall be taken producing sharp, grain free, high-contrast colored pictures with good shadow details. The photographs shall be digital photographs with photograph time and date stamp details on each picture. Photographs shall be submitted with reports.

Prior to the start of any construction activities pertinent to this survey, submit a copy of the written report and photographs to the engineer.

After the construction activities are complete, conduct another survey in the same manner, take photographs, and submit another written report to the engineer.

In lieu of photographs, a video may be used provided it produces the clarity required to perform this work. Videos shall be provided on the USB flash drive with the reports.

MEASUREMENT

Crack and Damage Survey will be measured by the unit, each, for accepted reports.

BASIS OF PAYMENT

Payment is full compensation for providing the before and after written reports, photographs or videotapes; and for furnishing all labor, tools, equipment, and incidentals necessary to complete the contract work. Payment will be made in halves; half payment at the time of submission and acceptance of preconstruction report and the second half following submission and acceptance of the report following construction.

BID ITEM 90010 – PERMEABLE ARTICULATING CONCRETE BLOCK (P-ACB)

DESCRIPTION

This work shall consist of providing and installing permeable articulation concrete blocks at the locations indicated on the plans and per the detail drawings. The permeable articulating concrete block shall be installed per the manufacturer's specification, including any finishing necessary to complete the installation. The permeable articulation concrete blocks shall meet the following specifications at a minimum.

A. General

Permeable Articulating Concrete Blocks (P-ACB) shall be premanufactured of individual concrete blocks with specific stormwater runoff and storage capacities. Blocks shall be hand-placed or mechanically installed with the use of a clamping or suction lifting device.

Individual blocks in the P-ACB shall be staggered, beveled, and interlocked for enhanced stability. The blocks shall be constructed of closed cell blocks with an arched storage chamber for additional stormwater runoff.

Each row of blocks shall be laterally offset by one-half block width from the adjacent row so that any given block is interlocked to four other blocks (two in the row above and two in the row below). Six adjacent blocks shall also surround each block.

Each block shall incorporate interlocking surfaces that prevent lateral displacement of the blocks. The interlocking surfaces shall not protrude beyond the perimeter of the blocks to such an extent that they reduce the flexibility or articulating capability of the system. Backfilling of the joints between the P-ACB with rock chips or sand is not required and shall not be done or included in the Work.

Infiltration Performance: The P-ACB will only be accepted when accompanied by documented third party infiltration performance characteristics based on ASTM C1701/C1701M-09, or C1781. The infiltration rate shall be no less than 1,000 inches per hour on an outdoor working surface, with typical base material utilized for the test.

Structural Performance: The design of the P-ACB shall be capable of supporting AASHTO H-25 and HS-25 truck loading. The blocks shall be analyzed as unreinforced concrete arches supporting a uniform truck tire load with impact per AASHTO standards. The subgrade soil, geosynthetic and base preparation for the P-ACB shall be properly designed by a Registered Professional Engineer and inspected by the ENGINEER or the Resident Project Representative during and following the installation of the Work.

B. Cellular Concrete Blocks

Materials

Cementitious Materials - Materials shall conform to the following applicable ASTM specifications:

Portland Cements - Specification C 150, for Portland Cement.

Blended Cements - Specification C 595, for Blended Hydraulic Cements.

Hydrated Lime Types - Specification C 207, for Hydrated Lime Types.

Pozzolans - Specifications C 618, for Fly Ash and Raw or Calcinated Natural Pozzolans for use in Portland Cement Concrete.

Aggregates shall conform to the following ASTM specifications.

Normal Weight - Specification C 33, for Concrete Aggregates.

Visual Inspection

All units shall be sound and free of defects that would interfere with the proper placing of the unit or impair the strength or permanence of the construction. Surface cracks incidental to the usual methods of manufacture, or surface chipping resulting from customary methods of handling in shipment and delivery, shall not be deemed grounds for rejection. Cracks exceeding 0.25 inches in width and/or 1.0 inch in depth shall be deemed grounds for rejection.

Physical Requirements

At the time of delivery to the work site, the units shall conform to the physical requirements prescribed in Table 1, Physical Characteristics.

TABLE 1: PHYSICAL CHARACTERISTICS		
Item	Description	Values
Dimensions	Length x Width x Height	12" x 12" x 5.65" (+/- 1/8")
Compressive Strength	ASTM D-6684 / C-140	Avg. of Three: 4,000 psi min. Individual units: 3,500 psi min.
Block Weight		Arched Block: 45-50 lbs/sf Solid Block: 55-60 lbs/sf
Loading Capabilities	Truck Load Traffic Rating	AASHTO H-20, HS-20, HS-25
Joint Filler Between Blocks	Material Used	NONE Required
Percent Open Space		Surface: 7% Storage: 20%
Water Absorption (%) Density (lbs/cf)	ASTM D-6684 Table 1 / ASTM C-140	9.1% Avg. of Three, 11.7% Individual 130 Avg of Three, 125 Individual
Storage Capacity	Above Aggregate Within Arch	0.0833 cf/block
Post-Installation, Verified Surface Infiltration Rate	ASTM C1701/C1701M-09 ASTM C1781	Ave of three tests: 1,000 inches/hour/sf (MIN. 3 tests)

Manufacturer

The Permeable Articulating Concrete Blocks shall be PaveDrain® or pre-approved equal, as represented or distributed by:

NATIONAL

PaveDrain, LLC PH. (888) 575-5339
info@pavedrain.com www.pavedrain.com

"Or-Equal" Items: If in ENGINEER's sole discretion an item of material or equipment proposed by CONTRACTOR is functionally equal to that named and sufficiently similar so that no change in related Work will be required, it may be considered by ENGINEER as an "or-equal" item, in which case review and approval of the proposed item may, in ENGINEER's sole discretion, be accomplished without compliance with some or all of the requirements for approval of proposed substitute items. A proposed item of material or equipment will be considered functionally equal to an item so named if:

- a. in the exercise of reasonable judgment ENGINEER determines that: (i) it is at least equal in quality, durability, appearance, strength, and design characteristics; (ii) it will reliably perform at least equally well the function imposed by the design concept of the completed Project as a functioning whole, and;
- b. CONTRACTOR certifies that: (i) there is no increase in cost to the OWNER; and (ii) it will conform substantially, even with deviations, to the detailed requirements of the item named in the Contract Documents.

CONSTRUCTION METHODS

A. Foundation and Preparation

General. Areas on which permeable articulating concrete blocks are to be placed shall be constructed to the lines and grades shown on the Drawings and to the tolerances specified in the Contract Documents. Any proposed changes shall be reviewed and approved by the ENGINEER. The quantity of excavation to the subgrade level has been included with the plan quantity of excavation cut.

Geotextile Separator and Geogrid Stabilization. Monofilament or multifilament geotextile, that include Mirafi RS380i or its equivalent, or other geotextile material as shown on the Drawings shall be installed on the bottom and sides of the excavation to prevent in – situ soil contamination of the clean aggregate subbase. A geogrid shall be installed on top of the base for stabilization, but is not recommended on the sides of the aggregate sub base to separate the in-situ soils from the clean sub base aggregate.

Aggregate Subbase. The top 6” of the stone base shall be AASHTO #57 aggregate; this is the leveling course directly beneath the P-ACB blocks. Additional aggregate depth shall consist of AASHTO #2 or as shown on Drawings. All aggregate shall be clean, angular on all sides with no less than 90% fractured faces. **Do not use rounded river gravel or fractured river gravel for any application.**

AASHTO No. 57 Base

Grading Requirements

<u>Sieve Size</u>	<u>Percent Passing</u>
37.5 mm (1 1/2 in.)	100
25 mm (1 in.)	95 to 100
12.5 mm (1/2 in.)	25 to 60
4.75 mm (No. 4)	0 to 10
2.36 mm (No. 8)	0 to 5

AASHTO No. 2 Subbase

Grading Requirements

<u>Sieve Size</u>	<u>Percent Passing</u>
75 mm (3 in.)	100
63 mm (2 1/2 in.)	90 to 100
50 mm (2 in.)	35 to 70
37.5 mm (1 1/2 in.)	0 to 15
19 mm (3/4 in.)	0 to 5

Compaction: Standard compaction methods.

95 percent maximum density determined by Modified Proctor.

Allow ENGINEER to inspect prepared base course and to witness proof roll test by a fully loaded dump truck. Reconstruct where deflection is greater than ½ inch.

Allowable deviation from design grade: ½ inch.

The base course shall be firm and non-yielding, compacted until it does not creep or weave in front of the roller or compacting vehicle.

The aggregate bedding layer shall be compacted to a smooth plane surface to ensure positive contact is achieved between the legs of the permeable articulating concrete blocks and the compacted aggregate subbase layer and the Geogrid Separator.

AASHTO #2 base aggregate shall be compacted in 6-8" lifts with a roller-compactor. The AASHTO #57 aggregate leveling subbase shall be rolled and then compacted with a minimum 10,000 psi plate compactor in both the perpendicular and parallel directions in the area of coverage. The CONTRACTOR shall compact a 2" layer of the AASHTO #57 Aggregate into AASHTO #2 aggregate.

Geogrid Separator. Install Miragrid BXG110, Tensar BX-1100, (or equal) geogrid separator shall be directly on top of the compacted leveling course. The geogrid separator may be installed prior to the compaction of the leveling course. This will create a "snow shoe" effect and minimize damage from foot traffic prior to placement of the P-ACB.

8", Drilled and wrapped Schedule 40 PVC underdrain shall be installed 1 foot from the bottom of the 3" clear stone base and connected to the storm sewer system with a core n boot connection to the specified inlet in the plan.

Inspection. Immediately prior to placing the P-ACB the prepared area shall be inspected by the ENGINEER. No blocks shall be placed thereon until that area has been approved by the ENGINEER.

B. Placement of Permeable Articulating Concrete Blocks

General. Permeable articulating concrete blocks shall be constructed within the specified lines and grades shown on the Drawings.

Placement. The P-ACB shall be placed on the geogrid separator so as to produce a smooth plane surface. No individual block within the plane of placed articulating concrete mats shall protrude more than one-quarter of an inch unless otherwise specified by the ENGINEER.

Consultation. The Supplier will provide design and construction advice during the design and installation phases of the project. The Supplier will not supervise, direct, control, or have authority over or be responsible for CONTRACTOR's means, methods, techniques, sequences, or procedures of construction, or the safety precautions and programs incident thereto, or for any failure of CONTRACTOR to comply with Laws and Regulations applicable to the performance of the Work.

Finishing. The joints between the P-ACB shall **not** be backfilled with smaller aggregates or sand in order to function properly. The joints shall be left open. This includes following maintenance of the P-ACB. If the joints are filled with smaller aggregates or sand, the CONTRACTOR shall be responsible for the removal of the material and perform infiltration tests to assure that the P-ACB meets the minimum infiltration tests described in this specification.

Post Installation Certification. Upon completion of the P-ACB installation, the surface infiltration rate of the pavement shall be verified by ASTM C1701M-09 or ASTM C1781 to confirm the required infiltration rate of the pavement (per Table 1). If the system fails to perform as required in section Table 1 of this spec, it shall be removed and replaced at the supplier's cost.

METHOD OF MEASUREMENT

The permeable articulation concrete blocks will be measured by the square foot acceptably installed.

BASIS OF PAYMENT

The area, measured as provided above, shall be paid for at the contract unit price per square foot for permeable articulation concrete blocks, which price shall be full compensation for furnishing all materials, including the precast concrete panels, expansion joints; for preparation of subgrade,

backfilling, and disposal of surplus material; for placing, finishing, jointing, for providing and placing base materials, providing and placing the underdrain and fabrics; and for all labor, tools, equipment and incidentals necessary to complete the work and restore the site of the work.

BID ITEM 90011 – PRECAST PERVIOUS CONCRETE PAVEMENT

DESCRIPTION

This work shall consist of providing and installing 6 inch thick precast pervious concrete pavement panels. Typical panel dimensions shall measure 5.5'x10', which shall be installed at the location indicated on the plans and per the detail drawing. The precast pervious concrete shall be installed per the manufacturer's specification, including any jointing and connection methods, and any finishing necessary to complete the installation. The precast concrete panels shall meet the following specifications at a minimum

Minimum 4,000 psi compression strength
(based off average flexural strengths of 500 psi per ASTM C78)

Infiltration rate of 500 inches/hour per ASTM C1701

Void Ratio depending on application range from 15-25%

Precast Concrete Panels shall be installed on a foundation meeting the details of the foundation and preparation sections

CONSTRUCTION METHODS

General. Areas on which precast pervious concrete pavement panels are to be placed shall be constructed to the lines and grades shown on the Drawings and to the tolerances specified in the Contract Documents. Any proposed changes shall be reviewed and approved by the ENGINEER. The quantity of excavation to the subgrade level has been included with the plan quantity of excavation cut.

Geotextile Separator or Geogrid Stabilization. Monofilament or multifilament geotextile, that include Mirafi RS380i or its equivalent, or other geotextile material as shown on the Drawings shall be installed on the bottom and sides of the excavation to prevent in – situ soil contamination of the clean aggregate subbase. A geogrid shall be installed for sub base stabilization.

Aggregate Subbase. Construct aggregate base to the depths indicated on the details. Only the top 6" shall be AASHTO #57 aggregate; this is the leveling course directly beneath the P-ACB blocks. Additional aggregate depth shall consist of AASHTO #2 as shown on Drawings. All aggregate shall be clean, angular on all sides with no less than 90% fractured faces. **Do not use rounded river gravel or fractured river gravel for any application.**

AASHTO No. 57 Base

Grading Requirements

<u>Sieve Size</u>	<u>Percent Passing</u>
37.5 mm (1 1/2 in.)	100
25 mm (1 in.)	95 to 100
12.5 mm (1/2 in.)	25 to 60
4.75 mm (No. 4)	0 to 10
2.36 mm (No. 8)	0 to 5

AASHTO No. 2 Subbase

Grading Requirements

<u>Sieve Size</u>	<u>Percent Passing</u>
75 mm (3 in.)	100
63 mm (2 1/2 in.)	90 to 100
50 mm (2 in.)	35 to 70
37.5 mm (1 1/2 in.)	0 to 15
19 mm (3/4 in.)	0 to 5

Compaction: Standard compaction.

95 percent maximum density determined by Modified Proctor.

Allow ENGINEER to inspect prepared base course and to witness proof roll test by a fully loaded dump truck. Reconstruct where deflection is greater than ½ inch.

Allowable deviation from design grade: ½ inch.

The base course shall be firm and non-yielding, compacted until it does not creep or weave in front of the roller or compacting vehicle.

The aggregate bedding layer shall be compacted to a smooth plane surface to ensure intimate and positive contact is achieved between the legs of the permeable articulating concrete blocks and the compacted aggregate subbase layer and the Geogrid Separator.

AASHTO #2 base aggregate shall be compacted in 6-8" lifts with a roller-compact. The AASHTO #57 aggregate leveling subbase shall be rolled and then compacted with a minimum 10,000 psi plate compactor in both the perpendicular and parallel directions in the area of coverage. The CONTRACTOR shall compact a 2" layer of the AASHTO #57 Aggregate into AASHTO #2 aggregate.

Geogrid Separator. Install Miragrid BXG110, Tensar BX-1100, (or equal) geogrid separator shall be directly on top of the compacted leveling course. The geogrid separator may be installed prior to the compaction of the leveling course. This will create a "snow shoe" effect and minimize damage from foot traffic prior to placement of the P-ACB.

8", Drilled and wrapped Schedule 40 PVC underdrain shall be installed 1 foot from the bottom of the 3" clear stone base and connected to the storm sewer system with a core n boot connection to the specified inlet in the plan.

Inspection. Immediately prior to placing the P-ACB the prepared area shall be inspected by the ENGINEER No blocks shall be placed thereon until that area has been approved by the ENGINEER.

METHOD OF MEASUREMENT

The precast pervious concrete will be measured by the square foot acceptably installed.

BASIS OF PAYMENT

The area, measured as provided above, shall be paid for at the contract unit price per square foot for precast pervious concrete sidewalk, which price shall be full compensation for furnishing all materials, including the precast concrete panels, expansion joints; for excavations and preparation of subgrade including subbase, backfilling, and disposal of surplus material; for placing, finishing, jointing, for providing and placing crushed aggregate base course, providing and placing the underdrain; and for all labor, tools, equipment and incidentals necessary to complete the work and restore the site of the work.

BID ITEM – 90012 PRECAST CONCRETE SIDEWALK PANEL (UNDISTRIBUTED)

DESCRIPTION

This work shall consist of providing and installing additional precast pervious concrete sidewalk with the dimensions of 5' x 5' and 6 inches thick with a 6" drilled PVC undrain connected to the adjacent 6" underdrain . The work is currently undistributed and is intended to provide flexibility around utility and tree root conflicts. The precast pervious sidewalk shall be installed per the manufacturer's specification, including any filter fabric materials. The precast concrete panels will shall have the following specifications at a minimum

Minimum 4,000 psi compression strength
(based off average flexural strengths of 500 psi per ASTM C78)

Infiltration rate of 500 inches/hour per ASTM C1701

Void Ratio depending on application range from 15-25% per

Precast Concrete Panels shall be installed on 12" of #57 clear stone base. The clear stone base is included with this bid item. Wrap the excavated area with geotextile fabric prior to placing #57 clear stone base. All fabrics necessary to install the panels are included with the bid item.

METHOD OF MEASUREMENT

The precast pervious concrete will be measured by the square foot acceptably installed.

BASIS OF PAYMENT

The area, measured as provided above, shall be paid for at the contract unit price per square foot for precast pervious concrete sidewalk, which price shall be full compensation for furnishing all materials, including the precast concrete panels, expansion joints; for excavations and preparation of subgrade including subbase, backfilling, and disposal of surplus material; for placing, finishing, jointing, for providing and placing crushed aggregate base course, providing and placing the underdrain; and for all labor, tools, equipment and incidentals necessary to complete the work and restore the site of the work.

BID ITEM – 90013 PRECAST CONCRETE SIDEWALK PANELS WITH ROCK CRIB ADJACENT TO PERVIOUS PAVEMENT

DESCRIPTION

This work shall consist of providing and installing 4 precast pervious concrete sidewalk panels between a residential driveway and a new concrete driveway apron and 1 standard sidewalk panel. The precast pervious sidewalk panels will have a 6" Drilled PVC under drain that routes water from the clear stone base to a rock crib constructed in the terrace

The precast pervious sidewalk shall be installed per the manufacturer's specification, including any filter fabric materials. The precast concrete panels will shall have the following specifications at a minimum

Minimum 4,000 psi compression strength
(based off average flexural strengths of 500 psi per ASTM C78)

Infiltration rate of 500 inches/hour per ASTM C1701

Void Ratio depending on application range from 15-25% per

Precast Concrete Panels shall be installed on 12" of #57" clear stone base. The clear stone sidewalk base is included with this bid item. Line the excavated area with Monofilament or multifilament geotextile, that include Mirafi RS380i or its equivalent prior to placing clear stone base. The typical rock crib dimension is 5' x 3' x 20'. The rock crib is connected to the pervious sidewalk panels with a 6" underdrain. The 6" underdrain is to extend across the top of the rock crib the entire length of the 20' side of the rock crib within the top 8" of the rock crib. The rock crib is to be wrapped with the Mirafi RS380i geotextile fabric. A minimum of 1' topsoil is to be placed on top of the filter fabric on top of the rock crib and the areas is to be restored under the terrace restoration task.

A 8" drilled and wrapped PVC underdrain is to be installed 1' off the bottom of the rock crib and connected to the storm inlet indicated on the sewer schedule. The 8" underdrain is to be connected to the storm inlet with a core n boot seal.

All fabrics necessary to install the panels are included with the bid item. Work under this item shall include all necessary work, materials, and incidentals necessary to construct the rock infiltration trench at the location called for in the plan set.

MATERIALS

The Rock Infiltration Trench item consists of Monofilament or multifilament geotextile, that include Mirafi RS380i or its equivalent, ASTM #57 Clear Stone, 6" Schedule 40 perforated and wrapped PVC pipe, 6" solid PVC pipe, 8" drilled and wrapped Schedule 40 PVC, 8" core n boot seal and 1 inspection pipe 2" diameter with screw cap.

CONSTRUCTION METHODS

The Contractor shall excavate the rock trench areas to appropriate depths as shown in the plans and details and install PVC pipes, inspection pipes, and place fabric and backfill materials as shown in the details. Connection of piping to inlet structures is included with this item.

Upon installation of all piping and rock materials, the top of the rock trenches shall be covered with topsoil and sod, or with topsoil seed & erosion mat per the Standard Specifications and these special provisions. Landscape restoration of the rock trench areas will be paid under the appropriate bid items.

METHOD OF MEASUREMENT

Precast Sidewalk Panels with Rock Crib shall be measured by each completed in place and satisfactorily installed.

BASIS OF PAYMENT

Payment for this item shall be full compensation at the contract unit price for work, equipment, materials and incidentals necessary to complete the item as set forth in the description, which shall include all excavation, hauling, fabrics, stone, pipes, and precast sidewalk panels.

BID ITEM – 90014 PRECAST CONCRETE SIDEWALK PANELS WITH ROCK CRIB ADJACENT TO STORM SEWER STRUCTURES

DESCRIPTION

This work shall consist of providing and installing 4 precast pervious concrete sidewalk panels between a residential driveway and a new concrete driveway apron and 1 standard sidewalk panel. The precast pervious sidewalk panels will have a 6" Drilled PVC under drain that routes water from the clear stone base to a rock crib constructed in the terrace.

The precast pervious sidewalk shall be installed per the manufacturer's specification, including any filter fabric materials. The precast concrete panels will shall have the following specifications at a minimum

Minimum 4,000 psi compression strength
(based off average flexural strengths of 500 psi per ASTM C78)

Infiltration rate of 500 inches/hour per ASTM C1701

Void Ratio depending on application range from 15-25% per

Precast Concrete Panels shall be installed on 12" of #57" clear stone base. The clear stone sidewalk base is included with this bid item. Line the excavated area with Monofilament or multifilament geotextile, that include Mirafi RS380i or its equivalent prior to placing clear stone base.

The rock crib is to be an extension of the 3" base under the curb and pervious pavement section into the terrace a distance of 5'. The typical rock crib dimension is 5' x 3' x 20'. The rock crib is connected to the pervious sidewalk panels with a 6" underdrain. The 6" underdrain is to extend across the top of the rock crib the entire length of the 20' side of the rock crib within the top 8" of the rock crib. The rock crib is to be wrapped with the Mirafi RS380i geotextile fabric except at the interface with the stone under the curb and pervious surface. A minimum of 1' topsoil is to be placed on top of the filter fabric on top of the rock crib and the areas is to be restored under the terrace restoration task.

All fabrics necessary to install the panels are included with the bid item. Work under this item shall include all necessary work, materials, and incidentals necessary to construct the rock infiltration trench at the location called for in the plan set.

MATERIALS

The Rock Infiltration Trench item consists of Monofilament or multifilament geotextile, that include Mirafi RS380i or its equivalent, ASTM #57 Clear Stone, 3" clear stone 6" Schedule 40 perforated and wrapped PVC pipe, 6" solid PVC pipe, and 1 inspection pipe 2" diameter with screw cap.

CONSTRUCTION METHODS

The Contractor shall excavate the rock trench areas to appropriate depths as shown in the plans and details and install PVC pipes, inspection pipes, and place fabric and backfill materials as shown in the details. Connection of piping to inlet structures is included with this item.

Upon installation of all piping and rock materials, the top of the rock trenches shall be covered with topsoil and sod, or with topsoil seed & erosion mat per the Standard Specifications and these special provisions. Landscape restoration of the rock trench areas will be paid under the appropriate bid items.

METHOD OF MEASUREMENT

Precast Sidewalk Panels with Rock Crib shall be measured by each completed in place and satisfactorily installed.

BASIS OF PAYMENT

Payment for this item shall be full compensation at the contract unit price for work, equipment, materials and incidentals necessary to complete the item as set forth in the description, which shall include all excavation, hauling, fabrics, stone, pipes, and precast sidewalk panels.

BID ITEM – 90015 3" DRAIN PIPE UNDER CONCRETE SIDEWALK

DESCRIPTION

This work shall consist of providing and installing a 3" diameter 6.5' long SCH40 PVC pipe under a replaced sidewalk panel to allow for future connection of water source to flow under the sidewalk.

CONSTRUCTION METHOD

This item places a capped 3" schedule 40 PVC pipe into the top 3" of base for 1 sidewalk panel within the panels replaced during sanitary lateral replacement. The pipe is to be placed on 1" of base such that the top of the pipe is flush with the top of the base. A 12 inch wide 5 foot long piece of 10 mil thick visqueen is to be placed onto the top of the pipe before the sidewalk slab is poured.

METHOD OF MEASUREMENT

The 3" drain pipe for concrete sidewalk panel shall be measured by each acceptably installed.

BASIS OF PAYMENT

This item, measured as provided above, shall be paid at the contract unit price, which shall include all work, materials, and incidentals necessary to complete the item of work as set forth in the description.

BID ITEM 90016 – STORMWATER TERRACE GRADING

DESCRIPTION

STORMWATER TERRACE GRADING – a Stormwater Terrace is a shallow depression in the terrace that is restored with different planting options that aids in the uptake and infiltration of stormwater. This is effectively an inversion of our standard terrace grading treatment. Unlike a rain garden, water is not specifically routed to a Stormwater Terrace. Water that lands on, or snow that is placed in the Stormwater Terrace will infiltrate through the depression rather than running off into the stormwater system.

Work under this item shall include all work and materials necessary to regrade the terrace in accord with the standard detail drawing included in this plan set. This shall include but will not be limited to excavation, removal and disposal of existing material off-site at location to be provided by the Contractor, seeding (using either common oats or sun/shade terrace mix as called for), fertilizer, polymer and Class I Type Urban matting.

The Contractor shall review the sample detail drawing. The size of each Stormwater Terrace shall be a standard 10' x 5' by 4" deep and constructed to match the detail drawing included in this plan set. Grading for Stormwater Terrace shall be begin a minimum of 6' in from driveway aprons or curb cuts, and 1' from back of curb and sidewalk.

CONSTRUCTION METHODS

Construction shall include all excavation, removal and disposal offsite, at a location provided by the Contractor, of existing material to the bottom of the Stormwater Terrace. Standard excavation shall be done to match the cross section included in this plan set. Maximum slopes shall be 4(H):1(V). The Contractor is made aware that due to the shallowness of the Stormwater Terrace and the need to prevent soil compaction to aid with infiltration, excavation with skid steer equipment shall be allowed but the bottom of the depression area shall be rototilled to a disturbance depth of 3" below the finish grade prior to seeding.

The Stormwater Terrace shall be seeded and fertilized with either Common Oats or Terrace Seed Mixes as specified in item 207.2(a) 1 of City of Madison Standard Specifications, stabilized with polymer and Class 1, Urban Type A Erosion Matting shall be placed across entire terrace including into the Stormwater Terrace. Topsoil, seeding, and matting shall be paid under the appropriate items.

INSPECTION

Contractor **must** contact the Project Manager prior to Stormwater Terrace construction for inspection of grading.

METHOD OF MEASUREMENT

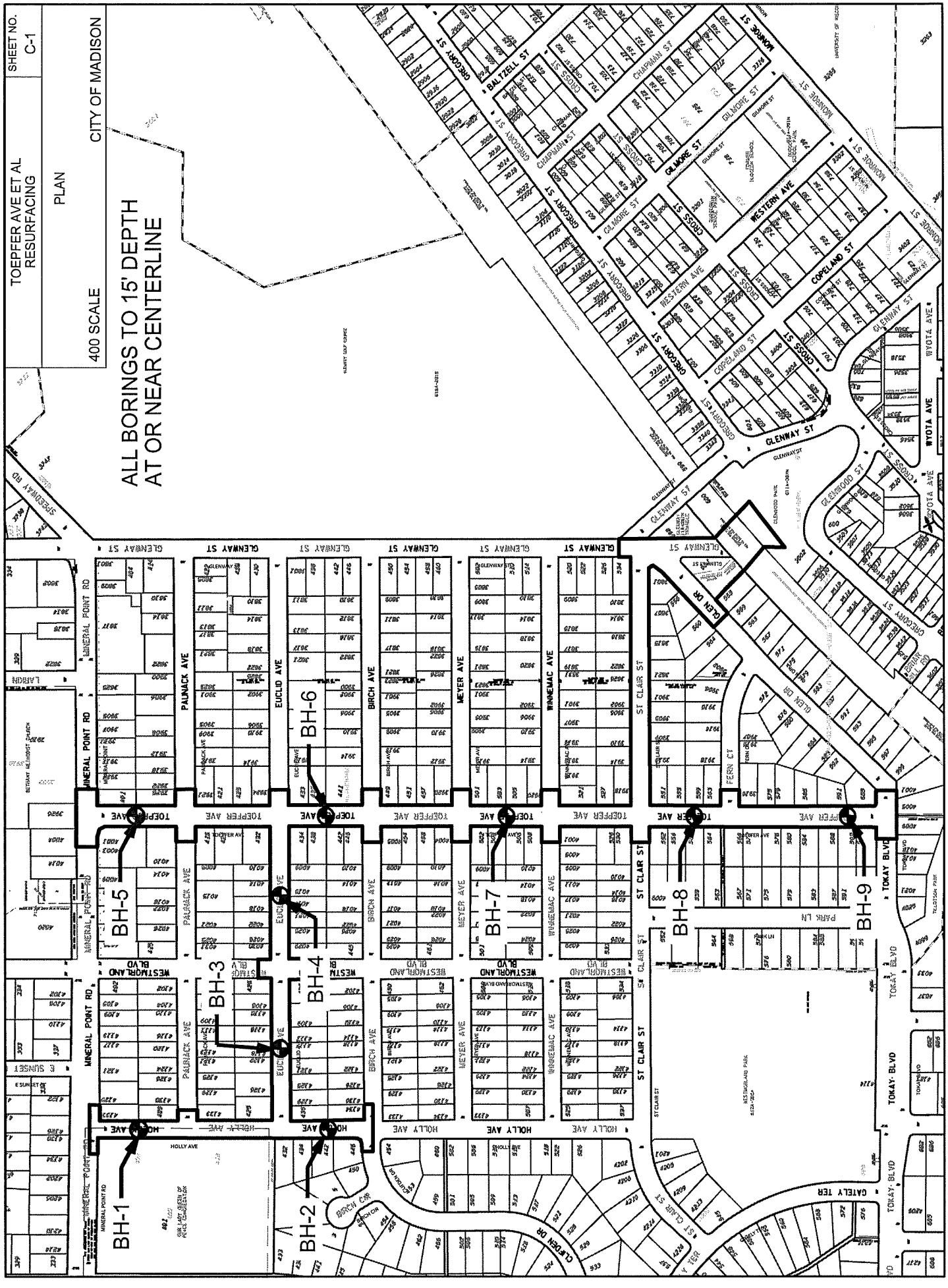
Stormwater Terrace shall be measured as Each (EA) acceptably completed.

BASIS OF PAYMENT

Stormwater Terrace shall be measured as described above and shall be paid for at the contract unit price which shall be full compensation for all work, materials, tools, equipment, labor, hauling, storage and incidentals required to complete the work as set forth in the description above. **NOTE: Payment shall not be authorized without the inspection and authorization of the Project Manager.**

400 SCALE
CITY OF MADISON

ALL BORINGS TO 15' DEPTH
AT OR NEAR CENTERLINE



PLOT NAME: _____

ORIGINATOR: CITY OF MADISON, STREETS DIVISION

NOTES

1. The boundary lines between different soil strata, as shown on the Soil Boring Records, are approximate and may be gradual.
2. The drillers' field log contains a description of the soil conditions between samples based on the equipment performance and the soil cuttings. The Soil Boring Records contain the description of the soil conditions as interpreted by a geotechnical engineer and/or a geologist after review of the drillers' field logs and soil samples and/or laboratory test results.
3. We define "Caved Level" as the depth below the existing ground surface at a boring location where the soils have collapsed into the borehole following removal of the drilling tools.
4. We define "Water Level" as the depth below the existing ground surface at a boring location to the level of water in the open borehole at the time indicated unless otherwise defined on the Soil Boring Records.
5. We define "at completion" for a boring as being the time when our drilling crew has completed the removal of all drilling tools from the borehole.
6. The Notes and Legend Record and the Soil Boring Records should not be separated.

RELATIVE PERCENTAGE TERMS

no	0%
trace	<5%
few	5 to <10%
little	10 to <30%
some	30 to < 50%

TEST RESULTS LEGEND

q_p = Penetrometer reading, $\frac{\text{ton}}{\text{ft}^2}$

RELATIVE MOISTURE TERMS AT TIME OF SAMPLING

Frozen or F = Frozen material
 Dry = Dusty, dry to touch, absence of moisture
 Moist or M = Damp to touch, no visible water
 Wet or W = Visible free water

DRILLING METHODS LEGEND

HSA = Continuous flight hollow-stem augers


N-VALUE LEGEND


DS = Drove Stone

REMARKS LEGEND

NR = No Recovery

SAMPLER TYPE LEGEND

 Sample obtained from the auger flights

 2-inch-outside-diameter, split-barrel sampler



Soils & Engineering Services, Inc.

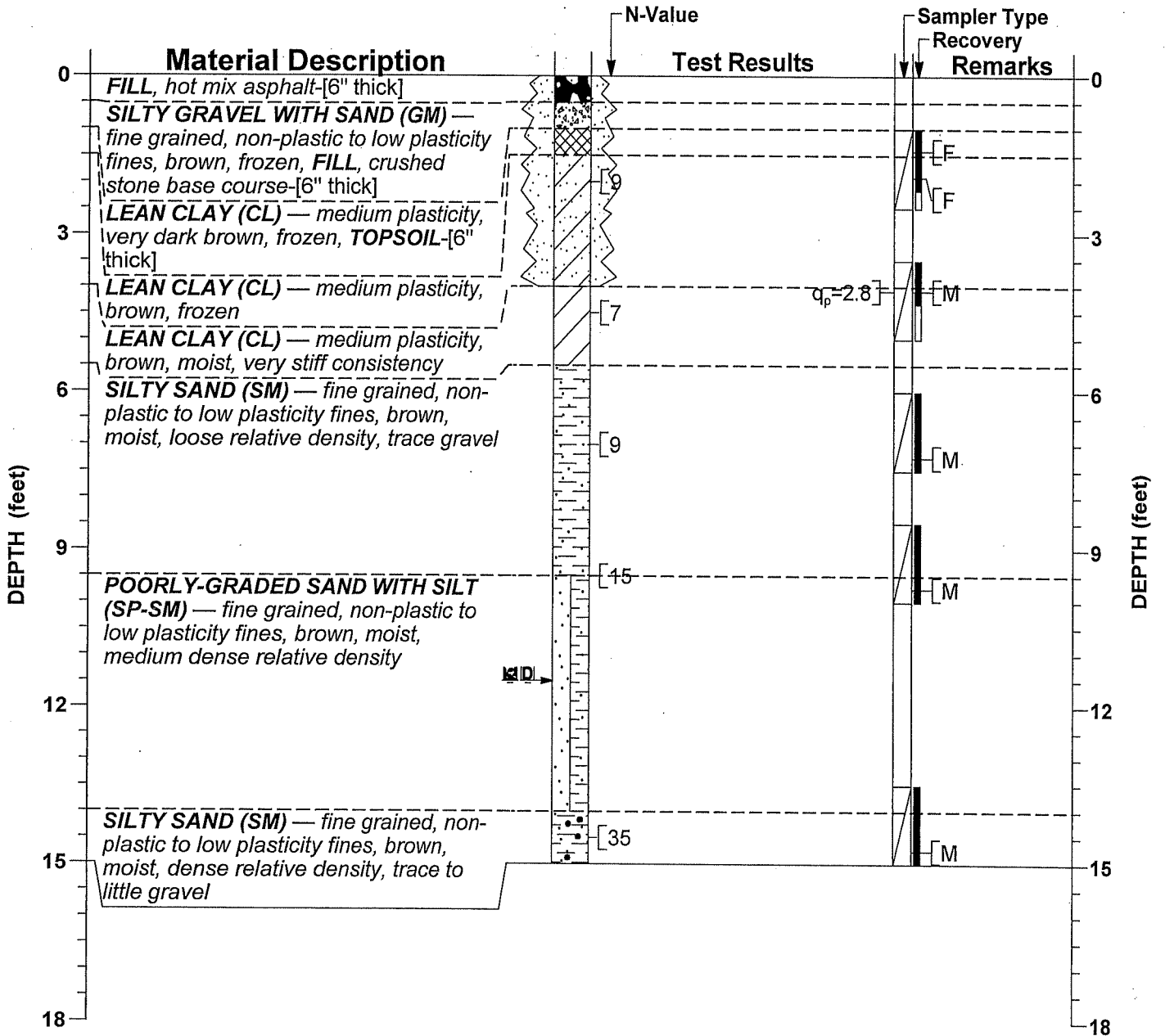
1102 STEWART STREET • MADISON, WISCONSIN 53713
 Phone: 608-274-7600 • 888-866-SOIL (7645)
 Fax: 608-274-7511 • Email: soils@soils.ws

CONSULTING CIVIL ENGINEERS SINCE 1966

NOTES AND LEGEND RECORD
 Toepfer Avenue et al
 Resurfacing
 City of Madison, Dane County, Wisconsin

13300.11

LATITUDE: ---	LONGITUDE: ---	COUNTY: Dane	SECTION: 29	CREW CHIEF: SWK	DRILL RIG: CME 75	PAGE: 1 of 1
NORTHING: ---	EASTING: ---	TOWNSHIP: (Madison) 7 N	¼: NE	LOG REVIEW: CMB	HAMMER TYPE: Automatic	TOTAL DEPTH: 15'-0"
STATION: ---	OFFSET: ---	RANGE: 9 E	¼ ¼: NE	LOG QC: CMB	DATE STARTED: 12/21/2018	DATE COMPLETED: 12/21/2018



WATER LEVEL LEGEND	OTHER LEVEL LEGEND
11'-6" Dry at completion	0'-0" to 4'-0" Frozen
	11'-6" Caved at completion

DRILL METHOD	TOOL SIZE	CASING SIZE	DRILL FLUID	DEPTH FROM	DEPTH TO	HOLE DIA
HSA	2 1/4"	—	None	0'-0"	15'-0"	5.6"

SAMPLING METHOD(S): AASHTO T 206
 SURFACE PATCH: Cold Mix Asphalt Patching Compound
 BACKFILL: Base Course, Auger Cuttings, Bentonite Chips, Caved Soil

The Notes and Legend Record is considered a part of this Soil Boring Record.

Soils & Engineering Services, Inc.
 1102 STEWART STREET • MADISON, WISCONSIN 53713
 Phone: 608-274-7600 • 888-866-SOIL (7645)
 Fax: 608-274-7511 • Email: soils@soils.ws
 CONSULTING CIVIL ENGINEERS SINCE 1966

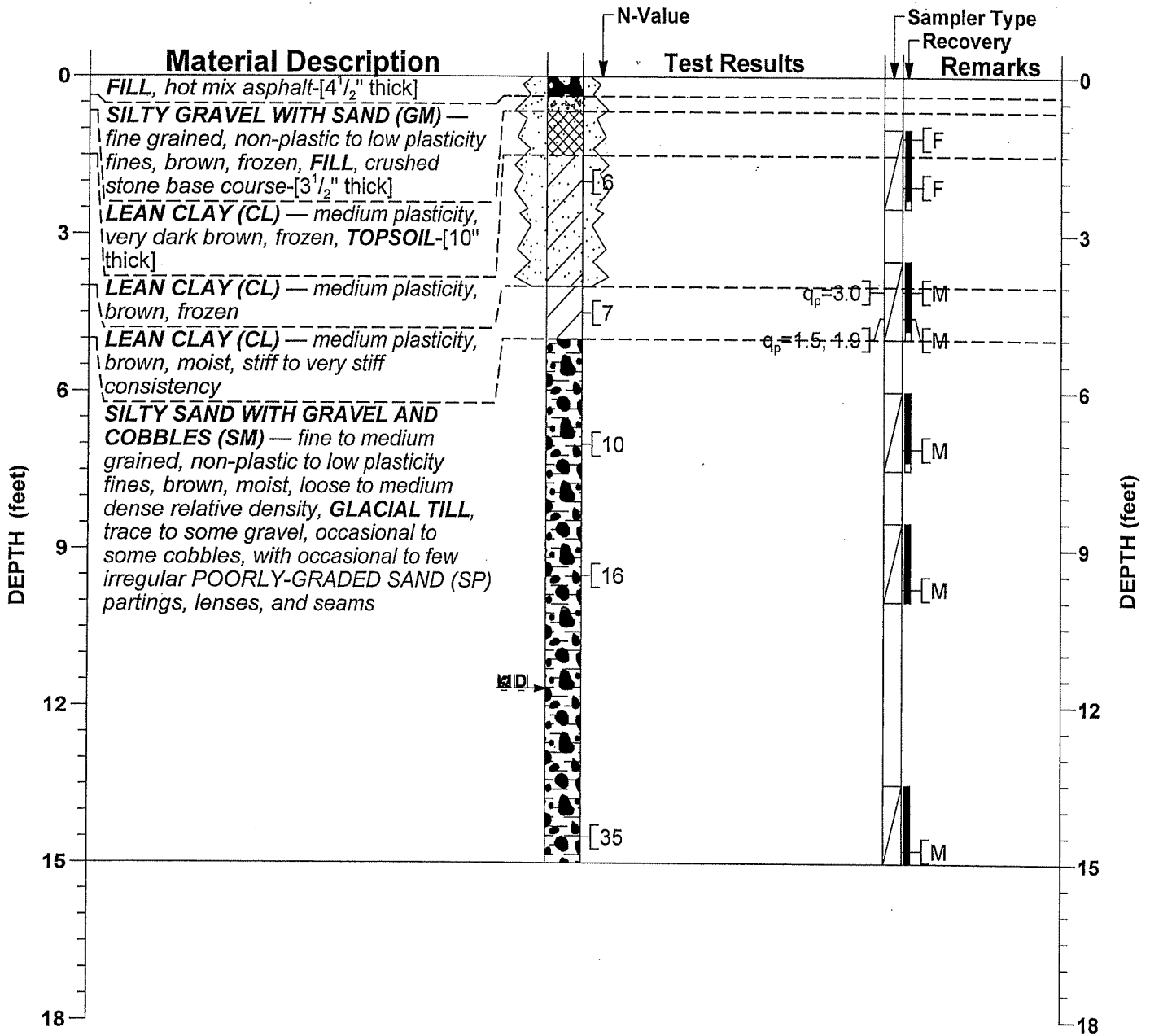
SOIL BORING RECORD
 Toepfer Avenue et al
 Resurfacing
 City of Madison, Dane County, Wisconsin

13300.11

General Location: **Holly Avenue: 21 feet west of east curb, 8 feet north of northern driveway edge for 435 Holly Avenue**

Boring BH-2

LATITUDE: —	LONGITUDE: —	COUNTY: Dane	SECTION: 29	CREW CHIEF: SWK	DRILL RIG: CME 75	PAGE: 1 of 1
NORTHING: —	EASTING: —	TOWNSHIP: (Madison) 7 N	¼: NE	LOG REVIEW: CMB	HAMMER TYPE: Automatic	TOTAL DEPTH: 15'-0"
STATION: —	OFFSET: —	RANGE: 9 E	¼ ¼: NE	LOG QC: CMB	DATE STARTED: 12/21/2018	DATE COMPLETED: 12/21/2018



WATER LEVEL LEGEND	OTHER LEVEL LEGEND
D 11'-8" Dry at completion	0'-0" to 4'-0" Frozen
	11'-8" Caved at completion

DRILL METHOD	TOOL SIZE	CASING SIZE	DRILL FLUID	DEPTH FROM	DEPTH TO	HOLE DIA
HSA	2 1/4"	—	None	0'-0"	15'-0"	5.6"

SAMPLING METHOD(S): AASHTO T 206
 SURFACE PATCH: Cold Mix Asphalt Patching Compound
 BACKFILL: Base Course, Auger Cuttings, Bentonite Chips, Caved Soil

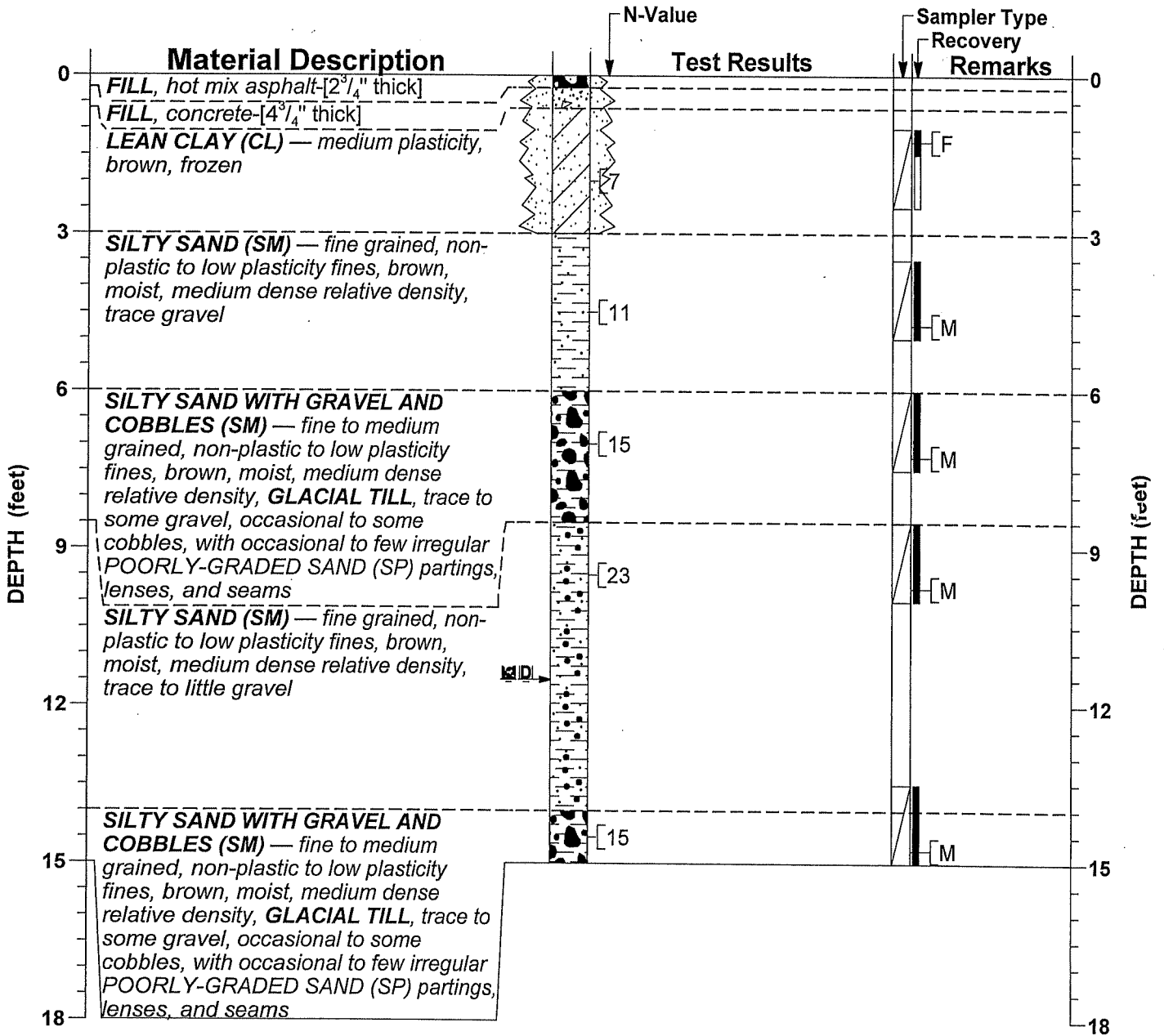
The Notes and Legend Record is considered a part of this Soil Boring Record.

Soils & Engineering Services, Inc.
 1102 STEWART STREET • MADISON, WISCONSIN 53713
 Phone: 608-274-7600 • 888-866-SOIL (7645)
 Fax: 608-274-7511 • Email: soils@soils.ws
 CONSULTING CIVIL ENGINEERS SINCE 1966

SOIL BORING RECORD
 Toepfer Avenue et al
 Resurfacing
 City of Madison, Dane County, Wisconsin

1330C.11

LATITUDE: —	LONGITUDE: —	COUNTY: Dane	SECTION: 29	CREW CHIEF: SWK	DRILL RIG: CME 75	PAGE: 1 of 1
NORTHING: —	EASTING: —	TOWNSHIP: (Madison) 7 N	¼: NE	LOG REVIEW: CMB	HAMMER TYPE: Automatic	TOTAL DEPTH: 15'-0"
STATION: —	OFFSET: —	RANGE: 9 E	¼ ¼: NE	LOG QC: CMB	DATE STARTED: 12/20/2018	DATE COMPLETED: 12/20/2018



WATER LEVEL LEGEND	OTHER LEVEL LEGEND
11'-6" Dry at completion	0'-0" to 3'-0" Frozen
	11'-6" Caved at completion

DRILL METHOD	TOOL SIZE	CASING SIZE	DRILL FLUID	DEPTH FROM	DEPTH TO	HOLE DIA
HSA	2 1/4"	—	None	0'-0"	15'-0"	5.6"

SAMPLING METHOD(S): AASHTO T 206
 SURFACE PATCH: Cold Mix Asphalt Patching Compound
 BACKFILL: Base Course, Auger Cuttings, Bentonite Chips, Caved Soil

The Notes and Legend Record is considered a part of this Soil Boring Record.

Soils & Engineering Services, Inc.
 1102 STEWART STREET • MADISON, WISCONSIN 53713
 Phone: 608-274-7600 • 888-866-SOIL (7645)
 Fax: 608-274-7511 • Email: soils@soils.ws
 CONSULTING CIVIL ENGINEERS SINCE 1966

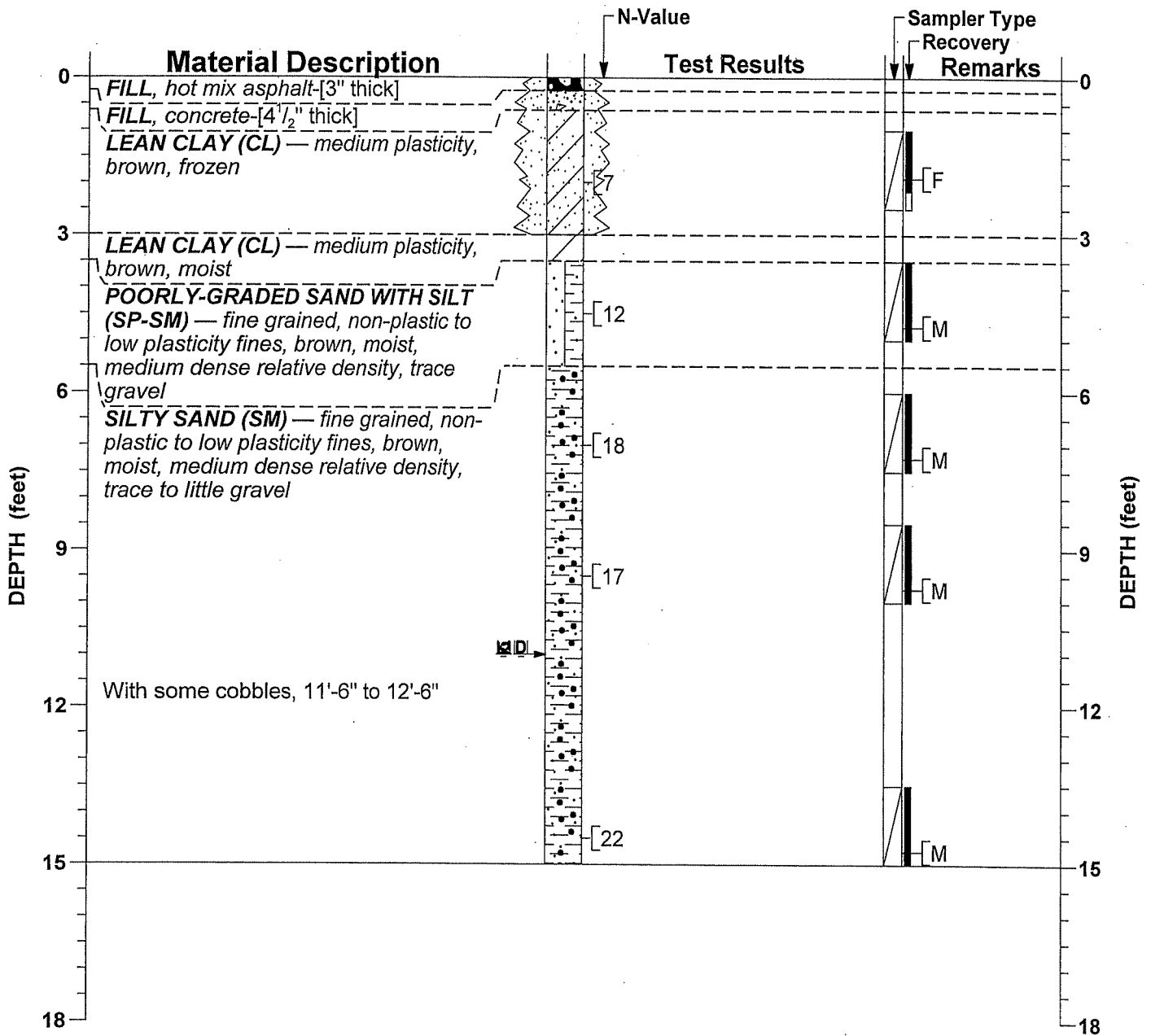
SOIL BORING RECORD
 Toepfer Avenue et al
 Resurfacing
 City of Madison, Dane County, Wisconsin

13300.11

General Location: **Euclid Avenue: 14 feet north of south curb, 31 feet west of driveway for 4015 Euclid Avenue**

Boring BH-4

LATITUDE: —	LONGITUDE: —	COUNTY: Dane	SECTION: 28	CREW CHIEF: SWK	DRILL RIG: CME 75	PAGE: 1 of 1
NORTHING: —	EASTING: —	TOWNSHIP: (Madison) 7 N	¼: NW	LOG REVIEW: CMB	HAMMER TYPE: Automatic	TOTAL DEPTH: 15'-0"
STATION: —	OFFSET: —	RANGE: 9 E	¼ ¼: NW	LOG QC: CMB	DATE STARTED: 12/20/2018	DATE COMPLETED: 12/20/2018



WATER LEVEL LEGEND	OTHER LEVEL LEGEND
[D] 11'-0" Dry at completion	[F] 0'-0" to 3'-0" Frozen
	[C] 11'-0" Caved at completion

DRILL METHOD	TOOL SIZE	CASING SIZE	DRILL FLUID	DEPTH FROM	DEPTH TO	HOLE DIA
HSA	2 1/4"	—	None	0'-0"	15'-0"	5.6"

SAMPLING METHOD(S): AASHTO T 206
 SURFACE PATCH: Cold Mix Asphalt Patching Compound
 BACKFILL: Base Course, Auger Cuttings, Bentonite Chips, Caved Soil

The Notes and Legend Record is considered a part of this Soil Boring Record.

Soils & Engineering Services, Inc.
 1102 STEWART STREET • MADISON, WISCONSIN 53713
 Phone: 608-274-7600 • 888-866-SOIL (7645)
 Fax: 608-274-7511 • Email: soils@soils.ws
 CONSULTING CIVIL ENGINEERS SINCE 1966

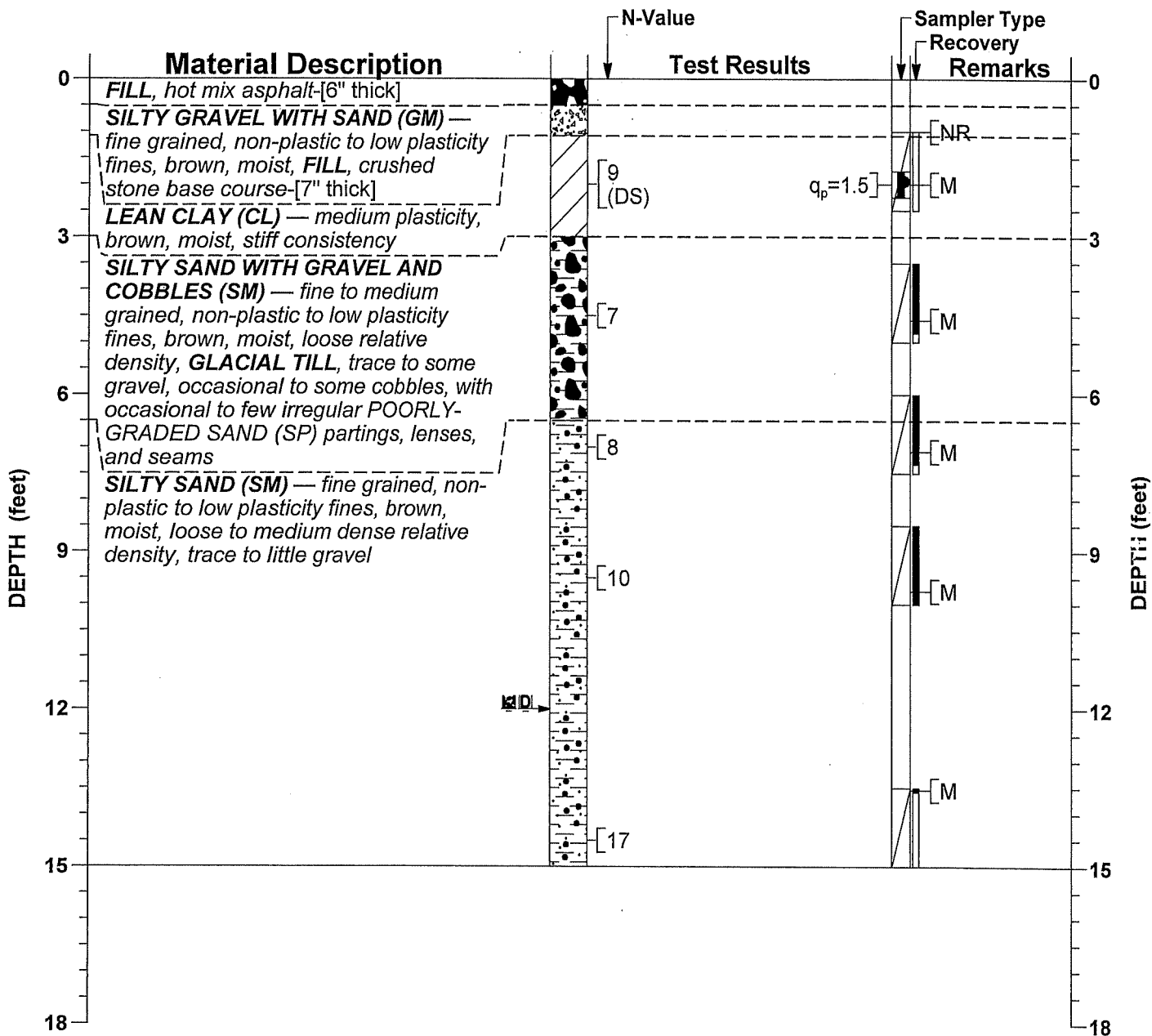
SOIL BORING RECORD
 Toepfer Avenue et al
 Resurfacing
 City of Madison, Dane County, Wisconsin

13:00.11

General Location: **Toepfer Avenue: 13 feet west of east curb, 53 feet north of driveway for 3926 Paunack Avenue**

Boring BH-5

LATITUDE: —	LONGITUDE: —	COUNTY: Dane	SECTION: 28	CREW CHIEF: SWK	DRILL RIG: CME 75	PAGE: 1 of 1
NORTHING: —	EASTING: —	TOWNSHIP: (Madison) 7 N	¼: NW	LOG REVIEW: CMB	HAMMER TYPE: Automatic	TOTAL DEPTH: 15'-0"
STATION: —	OFFSET: —	RANGE: 9 E	¼ ¼: NW	LOG QC: CMB	DATE STARTED: 12/21/2018	DATE COMPLETED: 12/21/2018



WATER LEVEL LEGEND	OTHER LEVEL LEGEND
12'-0" Dry at completion	12'-0" Caved at completion

DRILL METHOD	TOOL SIZE	CASING SIZE	DRILL FLUID	DEPTH FROM	DEPTH TO	HOLE DIA
HSA	2 1/4"	—	None	0'-0"	15'-0"	5.6"

SAMPLING METHOD(S): AASHTO T 206
 SURFACE PATCH: Cold Mix Asphalt Patching Compound
 BACKFILL: Base Course, Auger Cuttings, Bentonite Chips, Caved Soil

The Notes and Legend Record is considered a part of this Soil Boring Record.

Soils & Engineering Services, Inc.
 1102 STEWART STREET • MADISON, WISCONSIN 53713
 Phone: 608-274-7600 • 888-866-SOIL (7645)
 Fax: 608-274-7511 • Email: soils@soils.ws
 CONSULTING CIVIL ENGINEERS SINCE 1966

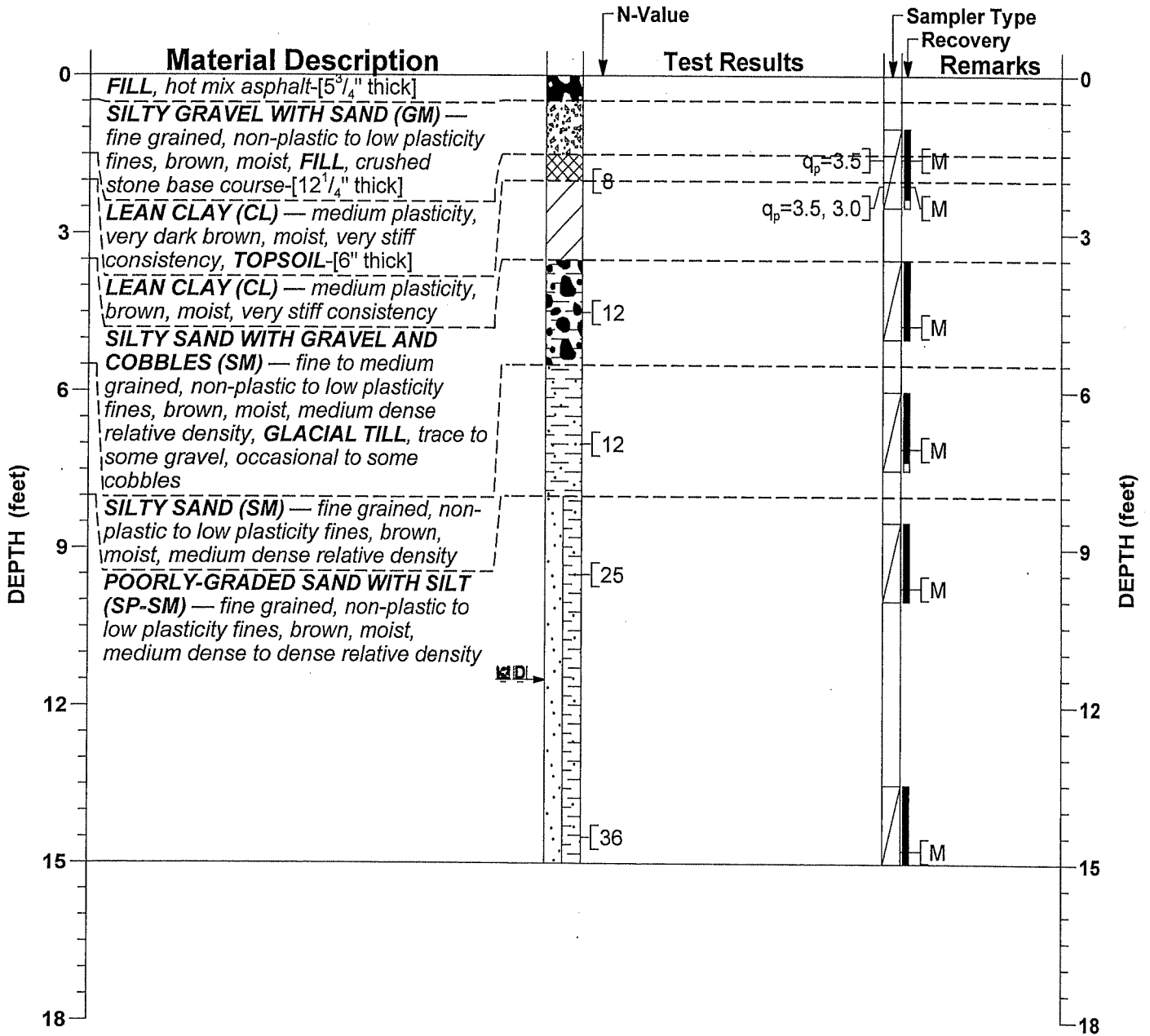
SOIL BORING RECORD
 Toepfer Avenue et al
 Resurfacing
 City of Madison, Dane County, Wisconsin

General Location:

Toepfer Avenue: 13 feet east of west curb, 27 feet north of driveway for 438
Toepfer Avenue

Boring BH-6

LATITUDE: ---	LONGITUDE: ---	COUNTY: Dane	SECTION: 28	CREW CHIEF: SWK	DRILL RIG: CME 75	PAGE: 1 of 1
NORTHING: ---	EASTING: ---	TOWNSHIP: (Madison) 7 N	¼: NW	LOG REVIEW: CMB	HAMMER TYPE: Automatic	TOTAL DEPTH: 15'-0"
STATION: ---	OFFSET: ---	RANGE: 9 E	¼: NW	LOG QC: CMB	DATE STARTED: 12/20/2018	DATE COMPLETED: 12/20/2018



WATER LEVEL LEGEND	OTHER LEVEL LEGEND
11'-6" Dry at completion	11'-6" Caved at completion

DRILL METHOD	TOOL SIZE	CASING SIZE	DRILL FLUID	DEPTH FROM	DEPTH TO	HOLE DIA
HSA	2 ¹ / ₄ "	—	None	0'-0"	15'-0"	5.6"

SAMPLING METHOD(S): AASHTO T 206

SURFACE PATCH: Cold Mix Asphalt Patching Compound

BACKFILL: Base Course, Auger Cuttings, Bentonite Chips, Caved Soil

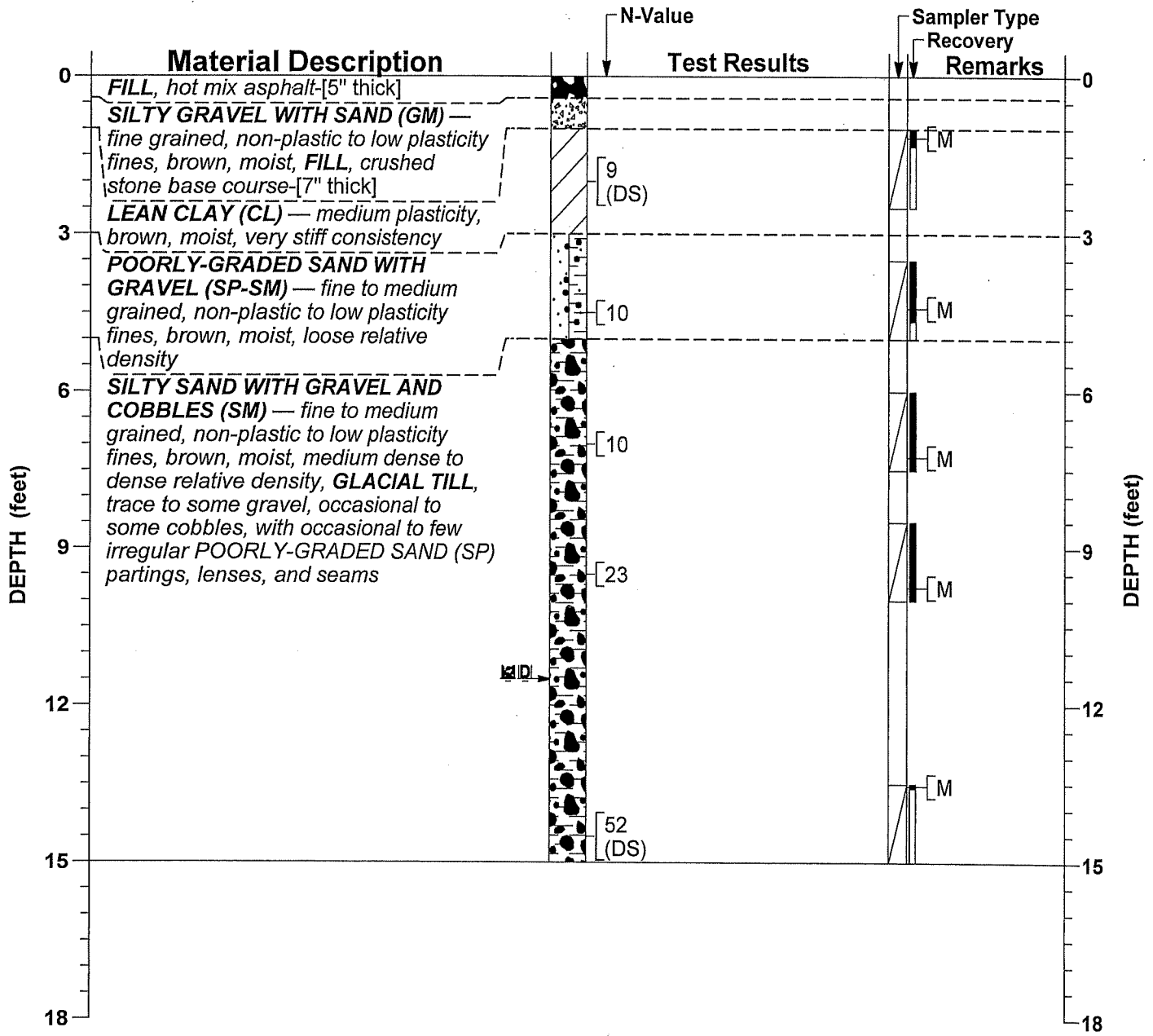
The Notes and Legend Record is considered a part of this Soil Boring Record.

Soils & Engineering Services, Inc.
 1102 STEWART STREET • MADISON, WISCONSIN 53713
 Phone: 608-274-7600 • 888-866-SOIL (7645)
 Fax: 608-274-7511 • Email: soils@soils.ws
 CONSULTING CIVIL ENGINEERS SINCE 1966

SOIL BORING RECORD
 Toepfer Avenue et al
 Resurfacing
 City of Madison, Dane County, Wisconsin

13300.11

LATITUDE: —	LONGITUDE: —	COUNTY: Dane	SECTION: 28	CREW CHIEF: SWK	DRILL RIG: CME 75	PAGE: 1 of 1
NORTHING: —	EASTING: —	TOWNSHIP: (Madison) 7 N	¼: NW	LOG REVIEW: CMB	HAMMER TYPE: Automatic	TOTAL DEPTH: 15'-0"
STATION: —	OFFSET: —	RANGE: 9 E	¼ ¼: SW	LOG QC: CMB	DATE STARTED: 12/20/2018	DATE COMPLETED: 12/20/2018



WATER LEVEL LEGEND	OTHER LEVEL LEGEND
D 11'-6" Dry at completion	K 11'-6" Caved at completion

DRILL METHOD	TOOL SIZE	CASING SIZE	DRILL FLUID	DEPTH FROM	DEPTH TO	HOLE DIA
HSA	2 1/4"	—	None	0'-0"	15'-0"	5.6"

SAMPLING METHOD(S): AASHTO T 206
 SURFACE PATCH: Cold Mix Asphalt Patching Compound
 BACKFILL: Coarse Sand, Auger Cuttings, Bentonite Chips, Caved Soil

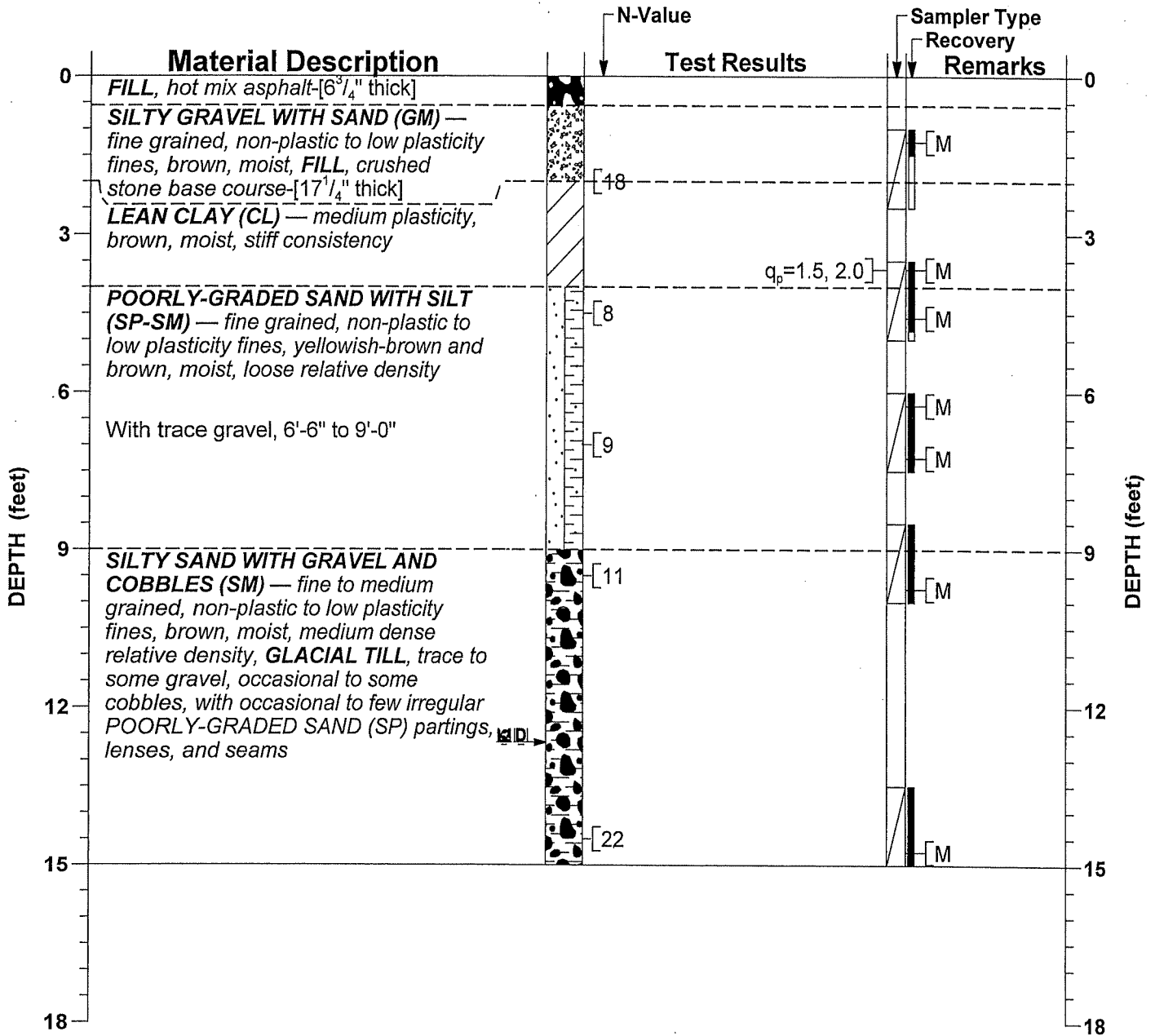
The Notes and Legend Record is considered a part of this Soil Boring Record.

Soils & Engineering Services, Inc.
 1102 STEWART STREET • MADISON, WISCONSIN 53713
 Phone: 608-274-7600 • 888-866-SOIL (7645)
 Fax: 608-274-7511 • Email: soils@soils.ws
 CONSULTING CIVIL ENGINEERS SINCE 1966

SOIL BORING RECORD
 Toepfer Avenue et al
 Resurfacing
 City of Madison, Dane County, Wisconsin

13300.11

LATITUDE: —	LONGITUDE: —	COUNTY: Dane	SECTION: 28	CREW CHIEF: SWK	DRILL RIG: CME 75	PAGE: 1 of 1
NORTHING: —	EASTING: —	TOWNSHIP: (Madison) 7 N	¼: NW	LOG REVIEW: CMB	HAMMER TYPE: Automatic	TOTAL DEPTH: 15'-0"
STATION: —	OFFSET: —	RANGE: 9 E	¼ ¼: SW	LOG QC: CMB	DATE STARTED: 12/20/2018	DATE COMPLETED: 12/20/2018



WATER LEVEL LEGEND	OTHER LEVEL LEGEND
12'-8" Dry at completion	12'-8" Caved at completion

DRILL METHOD	TOOL SIZE	CASING SIZE	DRILL FLUID	DEPTH FROM	DEPTH TO	HOLE DIA
HSA	2 1/4"	—	None	0'-0"	15'-0"	5.6"

SAMPLING METHOD(S): AASHTO T 206
 SURFACE PATCH: Cold Mix Asphalt Patching Compound
 BACKFILL: 0 Coarse Sand, Auger Cuttings, Bentonite Chips, Caved Soil

The Notes and Legend Record is considered a part of this Soil Boring Record.

Soils & Engineering Services, Inc.
 1102 STEWART STREET • MADISON, WISCONSIN 53713
 Phone: 608-274-7600 • 888-866-SOIL (7645)
 Fax: 608-274-7511 • Email: soils@soils.ws
 CONSULTING CIVIL ENGINEERS SINCE 1966

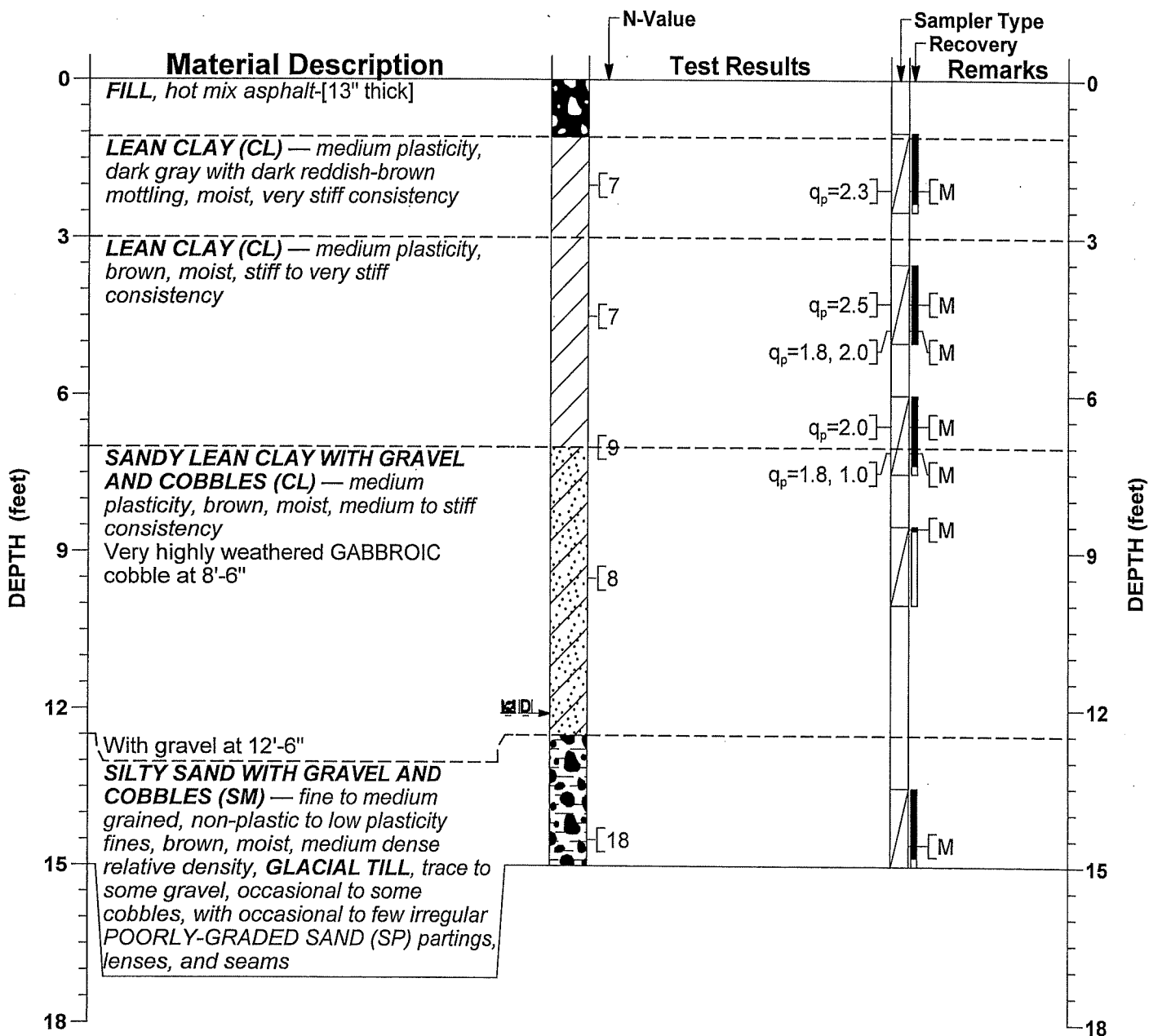
SOIL BORING RECORD
 Toepfer Avenue et al
 Resurfacing
 City of Madison, Dane County, Wisconsin

13300.11

General Location: **Toepfer Avenue: 11.5 feet east of west curb, 8 feet north of driveway for 592 Toepfer Avenue**

Boring BH-9

LATITUDE: —	LONGITUDE: —	COUNTY: Dane	SECTION: 28	CREW CHIEF: SWK	DRILL RIG: CME 75	PAGE: 1 of 1
NORTHING: —	EASTING: —	TOWNSHIP: (Madison) 7 N	¼: NW	LOG REVIEW: CMB	HAMMER TYPE: Automatic	TOTAL DEPTH: 15'-0"
STATION: —	OFFSET: —	RANGE: 9 E	¼: SW	LOG QC: CMB	DATE STARTED: 12/20/2018	DATE COMPLETED: 12/20/2018



WATER LEVEL LEGEND	OTHER LEVEL LEGEND
12'-1" Dry at completion	12'-1" Caved at completion

DRILL METHOD	TOOL SIZE	CASING SIZE	DRILL FLUID	DEPTH FROM	DEPTH TO	HOLE DIA
HSA	2 1/4"	—	None	0'-0"	15'-0"	5.6"

SAMPLING METHOD(S): AASHTO T 206
 SURFACE PATCH: Cold Mix Asphalt Patching Compound
 BACKFILL: Coarse Sand, Auger Cuttings, Bentonite Chips, Caved Soil

The Notes and Legend Record is considered a part of this Soil Boring Record.



Soils & Engineering Services, Inc.
 1102 STEWART STREET • MADISON, WISCONSIN 53713
 Phone: 608-274-7600 • 888-866-SOIL (7645)
 Fax: 608-274-7511 • Email: soils@soils.ws
 CONSULTING CIVIL ENGINEERS SINCE 1966

SOIL BORING RECORD
 Toepfer Avenue et al
 Resurfacing
 City of Madison, Dane County, Wisconsin

13300.11



Department of Public Works
Engineering Division
Robert F. Phillips, P.E., City Engineer
City-County Building, Room 115
210 Martin Luther King, Jr. Boulevard
Madison, Wisconsin 53703
Phone: (608) 266-4751
Fax: (608) 264-9275
engineering@cityofmadison.com
www.cityofmadison.com/engineering

Deputy City Engineer
Gregory T. Fries, P.E.
Deputy Division Manager
Kathleen M. Cryan
Principal Engineer 2
Christopher J. Petykowski, P.E.
John S. Fahrney, P.E.
Principal Engineer 1
Christina M. Bachmann, P.E.
Mark D. Moder, P.E.
Janet Schmidt, P.E.
James M. Wolfe, P.E.
Facilities & Sustainability
Bryan Cooper, Principal Architect
Mapping Section Manager
Eric T. Pederson, P.S.
Financial Manager
Steven B. Danner-Rivers

March 13, 2020

NOTICE OF ADDENDUM
ADDENDUM NO. 1
CONTRACT NO. 8306

TOEPFER AVENUE, HOLLY AVENUE, EUCLID AVENUE, AND ST. CLAIR STREET
ASSESSMENT DISTRICT - 2019

Revise and amend the contract document(s) for the above project as stated in this addendum, otherwise, the original document shall remain in effect.

ADD TO SPECIAL PROVISIONS:

ST. CLAIR ST. SOIL BORINGS

The City has received additional soil borings on St. Clair St., and this addendum includes the map and logs for these additional borings.

Please acknowledge this addendum on page E1 of the contract documents and/or in Section E: Bidder's Acknowledgement on Bid Express.

Electronic version of these documents can be found on the Bid Express web site at:

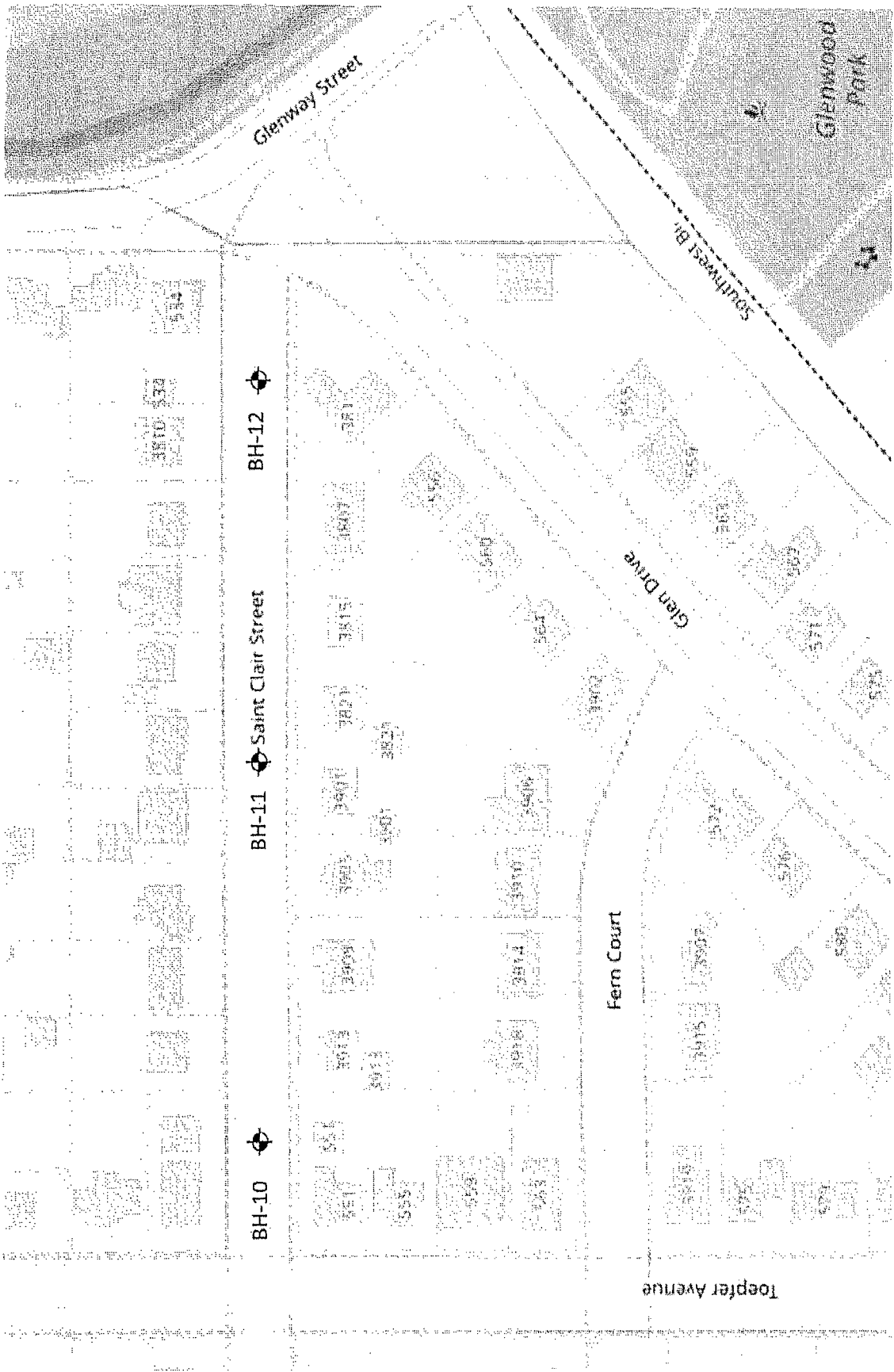
<http://www.bidexpress.com>

If you are unable to download plan revisions associated with the addendum, please contact the Engineering office at 608-266-4751 receive the material by another route.


Sincerely,

FOR
Robert F. Phillips, P.E.
City Engineer

RFP:JMW



Legend

 Denotes Boring Location


Notes

1. Boring locations are approximate.
2. Soil borings performed by Badger State Drilling in March 2020



Scale: Reduced

Date: 2/2020
Job No. C20051-2



Soil Boring Location Map
Saint Clair Street
Madison, WI



LOG OF TEST BORING

Project St. Claire Street (Additional Borings)
120'E of Toepfer, 5'S of Centerline
 Location Madison, Wi

Boring No. B-10
 Surface Elevation (ft) 956±
 Job No. C20051-2
 Sheet 1 of 1

2921 Perry Street, Madison, WI 53713 (608) 288-4100, FAX (608) 288-7887

SAMPLE					VISUAL CLASSIFICATION and Remarks	SOIL PROPERTIES				
No.	TYPE Rec (in.)	Moist	N	Depth (ft)		q _u (qa) (tsf)	W	LL	PL	LI
					5 in. Asphalt Pavement/12 in. Base Course					
1	18	M		12	FILL: Medium Dense Brown Sand with Clay and Gravel					
2	18	M		6	Loose to Medium Dense, Brown Fine to Medium SAND, Some Silt and Gravel, Scattered Cobbles and Boulders (SM)					
3	18	M		24						
4	18	M		18						
5	18	M		25						
				15	End Boring at 15 ft					
					Borehole backfilled with bentonite chips and asphalt patch					
				20						
WATER LEVEL OBSERVATIONS						GENERAL NOTES				
While Drilling <input checked="" type="checkbox"/> NW Upon Completion of Drilling _____ Time After Drilling _____ Depth to Water _____ Depth to Cave in _____						Start <u>3/6/20</u> End <u>3/6/20</u> Driller <u>BSD</u> Chief <u>MC</u> Rig <u>CME-55</u> Logger <u>GB</u> Editor <u>ESF</u> Drill Method <u>2.25" HSA; Autohammer</u>				
The stratification lines represent the approximate boundary between soil types and the transition may be gradual.										



LOG OF TEST BORING

Project St. Claire Street (Additional Borings)
410'E of Toepfer, 5'S of Centerline
 Location Madison, Wi

Boring No. B-11
 Surface Elevation (ft) 942±
 Job No. C20051-2
 Sheet 1 of 1

2921 Perry Street, Madison, WI 53713 (608) 288-4100, FAX (608) 288-7887

SAMPLE					VISUAL CLASSIFICATION and Remarks	SOIL PROPERTIES					
No.	TYPE DEPTH (ft)	Rec (in.)	Moist	N		Depth (ft)	qu (qa) (tsf)	W	LL	PL	LI
					5	X	5 in. Asphalt Pavement/10 in. Base Course				
1	18	M	13		5	Hatched	FILL: Medium Dense Silty Sand with Clay				
2	18	M	12		5	Diagonal	(2.25)				
3	18	M	6		5	Diagonal	(0.25)				
4	18	M	13		10	Dotted	Medium Dense, Brown Fine to Medium SAND, Some Silt and Gravel, Scattered Cobbles and Boulders (SM)				
5	18	M	21		15	Dotted					
					15		End Boring at 15 ft Borehole backfilled with bentonite chips and asphalt patch				

WATER LEVEL OBSERVATIONS

GENERAL NOTES

While Drilling NW Upon Completion of Drilling _____
 Time After Drilling _____
 Depth to Water _____
 Depth to Cave in _____

Start 3/6/20 End 3/6/20
 Driller BSD Chief MC Rig CME-55
 Logger GB Editor ESF
 Drill Method 2.25" HSA; Autohammer

The stratification lines represent the approximate boundary between soil types and the transition may be gradual.



LOG OF TEST BORING

Project St. Claire Street (Additional Borings)
175'W of Glenway, 5'S of Centerline
 Location Madison, Wi

Boring No. **B-12**
 Surface Elevation (ft) 937±
 Job No. C20051-2
 Sheet 1 of 1

2921 Perry Street, Madison, WI 53713 (608) 288-4100, FAX (608) 288-7887

SAMPLE					VISUAL CLASSIFICATION and Remarks	SOIL PROPERTIES				
No.	TYPE	Rec (in.)	Moist	N		Depth (ft)	qu (qa) (tsf)	W	LL	PL
					5	5 in. Asphalt Pavement/10 in. Base Course				
1		12	M	8	5	FILL: Loose Brown Sand with Silt and Topsoil				
2		12	M	9	5	Very Stiff, Brown Lean CLAY, Trace Sand (CL)				
3		6	M	15	5	Medium Dense, Brown Fine to Medium SAND, Some Silt and Gravel, Scattered Cobbles and Boulders (SM)				
4		18	M	11	10					
5		18	M	22	15					
End Boring at 15 ft										
Borehole backfilled with bentonite chips and asphalt patch										
20										
WATER LEVEL OBSERVATIONS						GENERAL NOTES				
While Drilling <input checked="" type="checkbox"/> NW Upon Completion of Drilling _____						Start <u>3/6/20</u> End <u>3/6/20</u>				
Time After Drilling _____						Driller <u>BSD</u> Chief <u>MC</u> Rig <u>CME-55</u>				
Depth to Water _____						Logger <u>GB</u> Editor <u>ESF</u>				
Depth to Cave in _____						Drill Method <u>2.25" HSA; Autohammer</u>				
The stratification lines represent the approximate boundary between soil types and the transition may be gradual.										



Department of Public Works
Engineering Division
Robert F. Phillips, P.E., City Engineer
City-County Building, Room 115
210 Martin Luther King, Jr. Boulevard
Madison, Wisconsin 53703
Phone: (608) 266-4751
Fax: (608) 264-9275
engineering@cityofmadison.com
www.cityofmadison.com/engineering

Deputy City Engineer
Gregory T. Fries, P.E.
Deputy Division Manager
Kathleen M. Cryan
Principal Engineer 2
Christopher J. Petykowski, P.E.
John S. Fahrney, P.E.
Principal Engineer 1
Christina M. Bachmann, P.E.
Mark D. Moder, P.E.
Janet Schmidt, P.E.
James M. Wolfe, P.E.
Facilities & Sustainability
Bryan Cooper, Principal Architect
Mapping Section Manager
Eric T. Pederson, P.S.
Financial Manager
Steven B. Danner-Rivers

March 16, 2020

NOTICE OF ADDENDUM
ADDENDUM NO. 2
CONTRACT NO. 8306

TOEPFER AVENUE, HOLLY AVENUE, EUCLID AVENUE, AND ST. CLAIR STREET ASSESSMENT
DISTRICT - 2019

Revise and amend the contract document(s) for the above project as stated in this addendum, otherwise, the original document shall remain in effect.

CHANGES TO PLAN SHEETS:

Note, due to the number of revisions, the entire plan set has been updated and replaced. A more specific summary of the plan changes is noted below.

Erosion Control Plan Sheets

EC-1 – EC-11: Revised to show updated sewer layout and inlet protection

Street Details, Plan & Profile and Cross Sections

D-1, D-2: Revised HMA pavement types and callouts

P-1 thru P-11: Revised callouts for mill and overlay, sawcut, remove concrete, metro pedestrian pads, grubbing, and hand form curb.

P-10: Added Type X Curb and Gutter callout

P-1, P-7, P-11: Added underdrain callouts

Removed Holly Ave cross sections X-22 thru X-26 and replaced with updated sections X-22 thru X-25.

Sanitary and Storm Sewer Plan Sheets

Remove sheets U-1 thru U-11, U-12, U-14, U-15, and replace with U-1 thru U-11, U-12, U-14, and U-15 (Revised 3-16-20)

U-1: Moved sewer SAS #7 and added SAS #7A to accommodate proposed water main. Sanitary pipe quantity, lateral, and reconnection adjustments.

U-2 thru U-5: Adjusted STM SAS (S-6) and pipe connections. Sanitary sewer and storm sewer alignment adjusted on Toepfer Ave to provide more room for existing underground telephone duct packages.

U-2 & U-3: Added AWWA C900 sanitary main between St Clair St and Winnemac Ave.

U-7: Adjusted location of storm structure S-2.

U-1 & U-10: Revised existing lateral locations, after reviewing TV reports, for laterals on Holly Ave & Toepfer Ave.

U-1 thru U-11: Added note for sanitary lateral reconnections and risers.

U-12, U-14 & U-15: Proposed sewer data was updated to reflect alignment, structure, and pipe changes.

Green Infrastructure Sheets

GI-14: Call out for bus pad

GI-17: 10' wide concrete section added around water utility valves. Starting at STA 404+41.43

GI-21: Detail of Drill pattern for PVC underdrain pipe added

GI-22: Detail updated to show only one half of street. Note added to describe that 8" underdrain is only

included in the terrace for the cribs adjacent to storm sewer structure.
 GI-23: Added flume and hand poured curb section to detail

Water Plan Sheets

Remove sheets W-1, W-3 thru W-6 and W-9, and replace with W-1, W-3 thru W-6 and W-9 (Revised 3-16-20)

On sheet W-1 a 12-in x 18-in offset was added to shift the water main west at the southern tie-in location. On sheet W-3 two 8-in 22.5° bends were added to shift the water main west at the southern tie-in location, and sheet W-9 was updated to reflect materials changes. All other water sheets were reprinted to reflect storm and/or sanitary design revisions

SUMMARY OF CHANGES TO PROPOSAL:

Updated items and quantities can be found on the proposal page on Bidexpress.com.

ITEM CODE	DESCRIPTION	ACTION
20101	EXCAVATION CUT	MODIFY
40101	CRUSHED AGGREGATE BASE COURSE GRADATION NO. 1	MODIFY
21049	INLET PROTECTION, RIGID FRAME - PROVIDE AND INSTALL	MODIFY
21050	INLET PROTECTION, RIGID FRAME - MAINTAIN	MODIFY
21051	INLET PROTECTION, RIGID FRAME - REMOVE	MODIFY
50212	SELECT BACKFILL SANITARY SEWER	MODIFY
50301	8 INCH PVC SEWER PIPE (SDR-26, SDR-35)	MODIFY
50321	8 INCH PVC PRESSURE SANITARY SEWER PIPE	MODIFY
80353	SANITARY SEWER LATERAL	MODIFY
50355	SANITARY SEWER LATERAL - PRESSURE PIPE	MODIFY
50356	RECONNECT	MODIFY
50357	RECONNECT - PRESSURE PIPE	MODIFY
50401	12 INCH TYPE I RCP STORM SEWER PIPE	MODIFY
50741	TYPE H INLET	MODIFY
50211	SELECT BACKFILL STORM SEWER	MODIFY
50402	15 INCH TYPE I RCP STORM SEWER PIPE	MODIFY
50405	24 INCH TYPE I RCP STORM SEWER PIPE	MODIFY
50407	30 INCH TYPE I RCP STORM SEWER PIPE	MODIFY
50421	29 INCH X 45 INCH TYPE I HERCP STORM SEWER PIPE	MODIFY
50702	5' DIA SANITARY SAS	MODIFY
50723	3'X3' STORM SAS	MODIFY
90011	PRECAST PERVIOUS CONCRETE PAVEMENT	MODIFY

CHANGES TO SPECIAL PROVISIONS:

ADD TO SECTION 105.12 COOPERATION BY THE CONTRACTOR

Coordination with Utilities

The gas main replacement work on Toepfer Ave. is anticipated to involve installation of a new gas main under the sidewalk on both sides of the street along with replacement of all of the services. Work will also be done on Holly Ave to abandon a portion of the existing main, and additional work will be performed on streets outside of the limits but adjacent to the project on Paunack, Meyer, and Euclid. Work on these streets may involve tie-ins to new or existing mains within the project limits. It is anticipated that MG&E's work in the area will take approximately 12 weeks to complete.

ADD TO SECTION 107.7 MAINTENANCE OF TRAFFIC

During construction, Metro buses will detour off of Toepfer Ave. and will use Glenway and Tokay as the preferred detour route. A temporary bus boarding pad will need to be installed with this project on Tokay Ave. The Contractor shall install this immediately upon mobilization to the project, and shall remove it upon completion of the project. The boarding pad shall be 5" concrete sidewalk, and the installation, removal, and restoration will be paid under the appropriate bid items.

INSERT BID ITEM 20101 EXCAVATION CUT

Excavation Cut will be paid by the plan quantity for the cut necessary to reach the proposed subgrade as indicated on the plans and detail drawings. Additional cut areas with poor soils will be measured and paid as undercut. Additional excavation beyond the typical section for the pervious pavement areas that is necessary to reach the sandy soils will be measured and paid as additional excavation cut. This estimated quantity is already included in the estimated undercut quantity in the earthwork summary on the title page of the plans.

INSERT BID ITEM 20321 REMOVE CONCRETE PAVEMENT

Records indicate that is approximately 10'-12' of concrete pavement under the asphalt pavement along the centerlines of Euclid Ave. and Toepfer Ave.

INSERT BID ITEM 30302 7" CONCRETE SIDEWALK AND DRIVE

This item shall be used to pay for concrete work in locations where there are existing utility structures or valves within the proposed pervious pavement areas. The Contractor shall pour 6" concrete around those structures to match the grade of the adjacent pervious pavement, and this concrete shall be a minimum of 10 ft. in length and to match the width of the pervious pavement section and on the same base materials. The 6" Concrete shall be doweled and tied the adjacent curb per S.D.D. 3.10 & 3.11. All bars are included with this item.

ARTICLE 500 SEWER AND SEWER STRUCTURES GENERAL

The sanitary sewer and storm sewer designer for this project is Daniel Olivares and may be contacted at (608) 261-9285 or daolivares@cityofmadison.com.

SANITARY SEWER GENERAL

This project shall include installing approximately 395-feet of new 12" PVC SDR-26, 1153-feet of new 8" PVC SDR-26, 3368 feet of new 8" PVC SDR-35, 298-feet of new 8" PVC C900 and approximately 3522-feet of new PVC sanitary lateral.

ASTM D3034 SDR-35 and SDR-26 sewer main and lateral as called for on the plan set shall be payable under Sanitary Sewer Main (BID ITEM 50301) and Sanitary Lateral (BID ITEM 50353).

All new sanitary sewer access structures shall include Neenah R-1550 castings with the new City of Madison casting detail (see S.D.D. 5.7.16) of the City of Madison Standard Specifications for Public Works Construction

2020 ed. All new sewer main connections may be factory cored and shall be included in the structure. All existing main connections shall be field cored to accommodate existing conditions and shall be compensated under BID ITEM 50791 SANITARY SEWER TAP. All sewer main and/or laterals not slated for replacement that are damaged during the installation of a structure shall be replaced by the Contractor and shall be considered incidental to the project. All benches and flowlines shall have a smooth trowel finish.

Contractors shall have a locator device on-site if they intend to start laying lateral pipe at the property line to minimize the amount of extra sidewalk removal. Each sanitary lateral shall have a maximum of 4 sidewalk squares removed and replaced. No additional compensation shall be awarded beyond this amount for the replacement of a sewer lateral. If laterals called for reinstatement on the plans are to be plugged under the direction of the engineer on-site, Contractors are required to use a sonde device to confirm that the laterals are not active.

All sanitary sewer laterals on this project were located by television inspection of the main and from City records.

Sanitary lateral risers, where needed, shall be constructed in accordance with S.D.D. 5.3.1 and are incidental to the reconnection.

It is advised that the Contractor visit the site prior to bidding to determine the type of trench protection that will be necessary for the sanitary sewer main installation.

BID ITEM 50361 – WASTEWATER CONTROL

DESCRIPTION

Work under this bid item shall include wastewater control (bypass pumping of the sewer being replaced). Work shall be completed in accordance with Article 503.3 of the City of Madison Standard Specifications for Public Works Construction Latest Edition.

Estimated sanitary sewer peak daily flows at the most downstream structure is estimated to be 100 gallons per minute (gpm) at Holly Ave, 220 gpm at Toepfer Ave, and 292 gpm at St Clair St.

METHOD OF MEASUREMENT

Wastewater Control shall be measured by the Lump Sum acceptably completed.

BASIS OF PAYMENT

Wastewater Control measured as described, which will be paid at the contract unit price, which shall be full compensation for all materials, labor, equipment, and incidentals necessary to acceptably complete the work as set forth in the description.

REMOVE BID ITEM 90010 – PERMEABLE ARTICULATING CONCRETE BLOCK (P-ACB)

INSERT BID ITEM 90010 – PERMEABLE ARTICULATING CONCRETE BLOCK (P-ACB)

DESCRIPTION

This work shall consist of providing and installing permeable articulation concrete blocks at the locations indicated on the plans and per the detail drawings. The permeable articulating concrete block shall be installed per the manufacturer's specification, including any finishing necessary to complete the installation. The permeable articulation concrete blocks shall meet the following specifications at a minimum.

A. GENERAL

Permeable Articulating Concrete Blocks (P-ACB) shall be premanufactured of individual

concrete blocks with specific stormwater runoff and storage capacities. Blocks shall be hand-placed or mechanically installed with the use of a clamping or suction lifting device.

Individual blocks in the P-ACB shall be staggered, beveled, and interlocked for enhanced stability. The blocks shall be constructed of closed cell blocks with an arched storage chamber for additional stormwater runoff.

Each row of blocks shall be laterally offset by one-half block width from the adjacent row so that any given block is interlocked to four other blocks (two in the row above and two in the row below). Six adjacent blocks shall also surround each block.

Each block shall incorporate interlocking surfaces that prevent lateral displacement of the blocks. The interlocking surfaces shall not protrude beyond the perimeter of the blocks to such an extent that they reduce the flexibility or articulating capability of the system. Backfilling of the joints between the P-ACB with rock chips or sand is not required and shall not be done or included in the Work.

Infiltration Performance: The P-ACB will only be accepted when accompanied by documented third party infiltration performance characteristics based on ASTM C1701/C1701M-09, or C1781. The infiltration rate shall be no less than 1,000 inches per hour on an outdoor working surface, with typical base material utilized for the test.

Structural Performance: The design of the P-ACB shall be capable of supporting AASHTO H-25 and HS-25 truck loading. The blocks shall be analyzed as unreinforced concrete arches supporting a uniform truck tire load with impact per AASHTO standards. The subgrade soil, geosynthetic and base preparation for the P-ACB shall be properly designed by a Registered Professional Engineer and inspected by the ENGINEER or the Resident Project Representative during and following the installation of the Work.

B. CELLULAR CONCRETE BLOCKS

Materials

Cementitious Materials - Materials shall conform to the following applicable ASTM specifications:

Portland Cements - Specification C 150, for Portland Cement.

Blended Cements - Specification C 595, for Blended Hydraulic Cements. Hydrated

Lime Types - Specification C 207, for Hydrated Lime Types.

Pozzolans - Specifications C 618, for Fly Ash and Raw or Calcinated Natural Pozzolans for use in Portland Cement Concrete.

Aggregates shall conform to the following ASTM specifications. Normal Weight - Specification C 33, for Concrete Aggregates.

VISUAL INSPECTION

All units shall be sound and free of defects that would interfere with the proper placing of the unit or impair the strength or permanence of the construction. Surface cracks incidental to the usual methods of manufacture, or surface chipping resulting from customary methods of handling in shipment and delivery, shall not be deemed grounds for rejection. Cracks exceeding 0.25 inches in width and/or 1.0 inch in depth shall be deemed grounds for rejection.

PHYSICAL REQUIREMENTS

At the time of delivery to the work site, the units shall conform to the physical requirements prescribed in Table 1, Physical Characteristics.

TABLE 1: PHYSICAL CHARACTERISTICS

Item	Description	Values
Dimensions	Length x Width x Height	12" x 12" x 5.65" (+/- 1/8")
Compressive Strength	ASTM D-6684 / C-140	Avg. of Three: 4,000 psi min. Individual units: 3,500 psi min.
Block Weight		Arched Block: 45-50 lbs/sf Solid Block: 55-60 lbs/sf
Loading Capabilities	Truck Load Traffic Rating	AASHTO H-20, HS-20, HS-25
Joint Filler Between Blocks	Material Used	NONE Required
Percent Open Space		Surface: 7% Storage: 20%
Water Absorption (%) Density (lbs/cf)	ASTM D-6684 Table 1 / ASTM C-140	9.1% Avg. of Three, 11.7% Individual 130 Avg of Three, 125 Individual
Storage Capacity	Above Aggregate Within Arch	0.0833 cf/block
Post-Installation, Verified Surface Infiltration Rate	ASTM C1701/C1701M-09 ASTM C1781	Ave of three tests: 1,000 inches/hour/sf (MIN. 3 tests)

MANUFACTURER

The Permeable Articulating Concrete Blocks shall be **PaveDrain[®]** or pre-approved equal, as represented or distributed by:

NATIONAL

PaveDrain, LLC PH. (888) 575-5339
info@pavedrain.com www.pavedrain.com

"Or-Equal" Items: If in ENGINEER's sole discretion an item of material or equipment proposed by CONTRACTOR is functionally equal to that named and sufficiently similar so that no change in related Work will be required, it may be considered by ENGINEER as an "or-equal" item, in which case review and approval of the proposed item may, in ENGINEER's sole discretion, be accomplished without compliance with some or all of the requirements for approval of proposed substitute items. A proposed item of material or equipment will be considered functionally equal to an item so named if:

- a. in the exercise of reasonable judgment ENGINEER determines that: (i) it is at least equal in quality, durability, appearance, strength, and design characteristics; (ii) it will reliably perform at least equally well the function imposed by the design concept of the completed Project as a functioning whole, and;
- b. CONTRACTOR certifies that: (i) there is no increase in cost to the OWNER; and (ii) it will conform substantially, even with deviations, to the detailed requirements of the item named in the Contract Documents.

CONSTRUCTION METHODS

A. FOUNDATION AND PREPARATION

General. Areas on which permeable articulating concrete blocks are to be placed shall be constructed to the lines and grades shown on the Drawings and to the tolerances specified in the Contract Documents. Any proposed changes shall be reviewed and approved by the ENGINEER. The quantity of excavation to the subgrade level has been included with the plan quantity of excavation cut. The Contractor shall excavate and remove all clays under permeable block areas, and shall excavate until the sandy layer is found. Excavation in excess of the detail drawing will be paid as additional Excavation Cut. Contractor shall compact and test roll the subgrade prior to placement of stone base.

Geotextile Separator and Geogrid Stabilization. Monofilament or multifilament geotextile, that include Mirafi RS380i or its equivalent, or other geotextile material as shown on the Drawings shall be installed on the bottom and sides of the excavation to prevent in – situ soil contamination of the clean aggregate subbase. A geogrid shall be installed on top of the base for stabilization, but is not recommended on the sides of the aggregate sub base to separate the in-situ soils from the clean sub base aggregate.

Aggregate Subbase. The top 4" to 6" of the stone base shall be AASHTO #57 aggregate; this is the leveling course directly beneath the P-ACB blocks. Additional aggregate depth shall consist of City of Madison Gradation No. 1 Crushed aggregate. All aggregate shall be clean, angular on all sides with no less than 90% fractured faces. **Do not use rounded river gravel or fractured river gravel for any application.** The #57 aggregate is included with this item. The Gradation 1 aggregate will be paid under the appropriate item. In locations where additional excavation is necessary to reach the sandy layer, the excavated area shall be backfilled with Gradation 1 aggregate.

AASHTO NO. 57 BASE

Grading Requirements

<u>Sieve Size</u>	<u>Percent Passing</u>
37.5 mm (1 1/2 in.)	100
25 mm (1 in.)	95 to 100
12.5 mm (1/2 in.)	25 to 60
4.75 mm (No. 4)	0 to 10
2.36 mm (No. 8)	0 to 5

Subgrade shall be compacted and test rolled prior to installation of base aggregates.

Allow ENGINEER to inspect prepared base course and to witness proof roll test by a fully loaded dump truck. Reconstruct where deflection is greater than ½ inch.

The base course shall be firm and non-yielding, compacted until it does not creep or weave in front of the roller or compacting vehicle.

The aggregate bedding layer shall be compacted to a smooth plane surface to ensure positive contact is achieved between the legs of the permeable articulating concrete blocks and the compacted aggregate subbase layer and the Geogrid Separator.

Base aggregates shall be compacted in accordance with Part IV of the standard specifications. Gradation 1 base aggregate shall be compacted in 6-8" lifts with a roller-compact. The AASHTO #57 aggregate leveling subbase shall be rolled and then compacted with a minimum 10,000 psi plate compactor in both the perpendicular and parallel directions in the area of coverage. The CONTRACTOR shall compact a 2" layer of the AASHTO #57 Aggregate into the Gradation 1 crushed aggregate.

Geogrid Separator. Install Miragrid BXG110, Tensar BX-1100, (or equal) geogrid separator shall be directly on top of the compacted leveling course. The geogrid separator may be installed prior to the compaction of the leveling course. This will create a "snow shoe" effect and minimize damage from foot traffic prior to placement of the P-ACB.

8", Drilled and wrapped Schedule 40 PVC underdrain shall be installed 1 foot from the bottom of the

3" clear stone base and connected to the storm sewer system with a core n boot connection to the specified inlet in the plan. Underdrain is included with this bid item.

Inspection. Immediately prior to placing the P-ACB the prepared area shall be inspected by the ENGINEER No blocks shall be placed thereon until that area has been approved by the ENGINEER.

B. PLACEMENT OF PERMEABLE ARTICULATING CONCRETE BLOCKS

General. Permeable articulating concrete blocks shall be constructed within the specified lines and grades shown on the Drawings.

Placement. The P-ACB shall be placed on the geogrid separator so as to produce a smooth plane surface. No individual block within the plane of placed articulating concrete mats shall protrude more than one-quarter of an inch unless otherwise specified by the ENGINEER.

Consultation. The Supplier will provide design and construction advice during the design and installation phases of the project. The Supplier will not supervise, direct, control, or have authority over or be responsible for CONTRACTOR's means, methods, techniques, sequences, or procedures of construction, or the safety precautions and programs incident thereto, or for any failure of CONTRACTOR to comply with Laws and Regulations applicable to the performance of the Work.

Finishing. The joints between the P-ACB shall **not** be backfilled with smaller aggregates or sand in order to function properly. The joints shall be left open. This includes following maintenance of the P-ACB. If the joints are filled with smaller aggregates or sand, the CONTRACTOR shall be responsible for the removal of the material and perform infiltration tests to assure that the P-ACB meets the minimum infiltration tests described in this specification.

Post Installation Certification. Upon completion of the P-ACB installation, the surface infiltration rate of the pavement shall be verified by ASTM C1701M-09 or ASTM C1781 to confirm the required infiltration rate of the pavement (per Table 1). If the system fails to perform as required in section Table 1 of this spec, it shall be removed and replaced at the supplier's cost. It is recommended that the Contractor test the infiltration rates on the subgrade soils, base materials and the final system. Infiltration testing shall be coordinated with the Engineer for review of methods, implementation, and results.

METHOD OF MEASUREMENT

The permeable articulation concrete blocks will be measured by the square foot acceptably installed.

BASIS OF PAYMENT

The area, measured as provided above, shall be paid for at the contract unit price per square foot for permeable articulation concrete blocks, which price shall be full compensation for furnishing all materials, including the blocks and jointing or connection methods; for preparation of subgrade including placement of No. 57 stone, backfilling, and disposal of surplus material; for placing, finishing, jointing; providing and placing the underdrain, fabrics, and geogrids; and for all labor, tools, equipment and incidentals necessary to complete the work as described.

REMOVE BID ITEM 90011 – PRECAST PERVIOUS CONCRETE PAVEMENT

INSERT BID ITEM 90011 – PRECAST PERVIOUS CONCRETE PAVEMENT

DESCRIPTION

This work shall consist of providing and installing 6 inch thick precast pervious concrete pavement panels. Typical panel dimensions shall measure 5.5'x10', which shall be installed at the location indicated on the plans and per the detail drawing. The precast pervious concrete shall be installed per the manufacturer's specification, including any jointing and connection methods, and any finishing necessary to complete the installation. The pervious concrete panels shall be interlocking. The precast concrete panels shall meet the following specifications at a minimum

Minimum 4,000 psi compression strength
(based off average flexural strengths of 500 psi per ASTM C78)

Infiltration rate of 500 inches/hour per ASTM C1701

Void Ratio depending on application range from 15-25%

Precast Concrete Panels shall be installed on a foundation meeting the details of the foundation and preparation sections

CONSTRUCTION METHODS

General. Areas on which precast pervious concrete pavement panels are to be placed shall be constructed to the lines and grades shown on the Drawings and to the tolerances specified in the Contract Documents. Any proposed changes shall be reviewed and approved by the ENGINEER. The quantity of excavation to the subgrade level has been included with the plan quantity of excavation cut. The Contractor shall excavate and remove all clays under permeable block areas, and shall excavate until the sandy layer is found. Excavation in excess of the detail drawing will be paid as additional Excavation Cut. Contractor shall compact and test roll the subgrade prior to placement of stone base.

Geotextile Separator or Geogrid Stabilization. Monofilament or multifilament geotextile, that include Mirafi RS380i or its equivalent, or other geotextile material as shown on the Drawings shall be installed on the bottom and sides of the excavation to prevent in – situ soil contamination of the clean aggregate subbase. A geogrid shall be installed for sub base stabilization.

Aggregate Subbase. The top 4" to 6" of the stone base shall be AASHTO #57 aggregate; this is the leveling course directly beneath the P-ACB blocks. Additional aggregate depth shall consist of City of Madison Gradation No. 1 Crushed aggregate. All aggregate shall be clean, angular on all sides with no less than 90% fractured faces. **Do not use rounded river gravel or fractured river gravel for any application.** The #57 aggregate is included with this item. The Gradation 1 aggregate will be paid under the appropriate item. In locations where additional excavation is necessary to reach the sandy layer, the excavated area shall be backfilled with Gradation 1 aggregate. To assist with establishing a level grade for placement of the panels, the Contractor may top the base materials with no smaller than 3/8" clear stone base material. This additional base material is included with this item.

AASHTO NO. 57 BASE

Grading Requirements

<u>Sieve Size</u>	<u>Percent Passing</u>
37.5 mm (1 1/2 in.)	100
25 mm (1 in.)	95 to 100
12.5 mm (1/2 in.)	25 to 60
4.75 mm (No. 4)	0 to 10
2.36 mm (No. 8)	0 to 5

Subgrade shall be compacted and test rolled prior to installation of base aggregates.

The base course shall be firm and non-yielding, compacted until it does not creep or weave in front of the roller or compacting vehicle. The grade of the base material shall be established such that the pervious concrete panels will be fully supported by the base materials.

The aggregate bedding layer shall be compacted to a smooth plane surface to ensure positive contact is achieved between the legs of the permeable articulating concrete blocks and the compacted aggregate subbase layer and the Geogrid Separator.

Base aggregates shall be compacted in accordance with Part IV of the standard specifications. Gradation 1 base aggregate shall be compacted in 6-8" lifts with a roller-compactor. The AASHTO #57 aggregate leveling subbase shall be rolled and then compacted with a minimum 10,000 psi plate compactor in both

the perpendicular and parallel directions in the area of coverage. The CONTRACTOR shall compact a 2" layer of the AASHTO #57 Aggregate into the Gradation 1 crushed aggregate.

Geogrid Separator. Install Miragrid BXG110, Tensar BX-1100, (or equal) geogrid separator shall be directly on top of the compacted leveling course. The geogrid separator may be installed prior to the compaction of the leveling course. This will create a "snow shoe" effect and minimize damage from foot traffic prior to placement of the pervious concrete panels.

8", Drilled and wrapped Schedule 40 PVC underdrain shall be installed 1 foot from the bottom of the 3" clear stone base and connected to the storm sewer system with a core n boot connection to the specified inlet in the plan. The underdrain is included with this item.

Inspection. Immediately prior to placing the pervious concrete panels, the prepared area shall be inspected by the ENGINEER. No panels shall be placed thereon until that area has been approved by the ENGINEER.

METHOD OF MEASUREMENT

The precast pervious concrete will be measured by the square foot acceptably installed.

BASIS OF PAYMENT

The area, measured as provided above, shall be paid for at the contract unit price per square foot for precast pervious concrete pavement, which price shall be full compensation for furnishing all materials, including the precast concrete panels, expansion joints; for preparation of subgrade and disposal of surplus material; for placing, finishing, jointing, for providing and placing #57 aggregate base, providing and placing the underdrain; and for all labor, tools, equipment and incidentals necessary to complete the work and restore the site of the work.

REMOVE BID ITEM – 90013 PRECAST CONCRETE SIDEWALK PANELS WITH ROCK CRIB ADJACENT TO PERVIOUS PAVEMENT

INSERT BID ITEM – 90013 PRECAST CONCRETE SIDEWALK PANELS WITH ROCK CRIB ADJACENT TO PERVIOUS PAVEMENT

DESCRIPTION

This work shall consist of providing and installing 4 precast pervious concrete sidewalk panels between a residential driveway and a new concrete driveway apron, and 1 typical 5" concrete sidewalk panel will may need to be removed and replaced in order to install the pervious concrete panels, which will be paid under the appropriate item. The precast pervious sidewalk panels will have a 6" Drilled PVC under drain that routes water from the clear stone base to a rock crib constructed in the terrace, which is included with this item.

The precast pervious sidewalk shall be installed per the manufacturer's specification, including any filter fabric materials. The pervious concrete panels shall be interlocking. The precast concrete panels will shall have the following specifications at a minimum

Minimum 4,000 psi compression strength
(based off average flexural strengths of 500 psi per ASTM C78)

Infiltration rate of 500 inches/hour per ASTM C1701

Void Ratio depending on application range from 15-25% per

Precast Concrete Panels shall be installed on 12" of #57" clear stone base (gradation of #57 stone provided under bid items 90010 and 90011). The clear stone sidewalk base is included with this bid item.

Excavate to depths shown on the detail drawings, and line the excavated area with Monofilament or multifilament geotextile that includes Mirafi RS380i or its equivalent prior to placing clear stone base. All excavation and fabrics necessary to install this item are included. Place Gradation 1 crushed aggregate (3" clear stone) to the

dimensions indicated on the plans and details. Gradation 1 crushed aggregate shall be paid under item 40101. The gradation 1 crushed aggregate shall be installed such that it is connected to the crushed aggregate base used for the base of the pervious pavement, and is effectively an extension of that base material.

The typical rock crib dimension is 5' x 20' x 3' depth of rock. The rock crib is connected to the pervious sidewalk panels with a 6" wrapped, drilled PVC underdrain. The 6" underdrain is to extend across the top of the rock crib the entire length of the 20' side of the rock crib within the top 8" to 12" of the rock crib. A 2" diameter PVC pipe is to be installed vertically and connected to the 6" underdrain with a tee, and the top of the 2" pipe is to be capped and flush with the top surface.

The rock crib is to be wrapped with the Mirafi RS380i geotextile fabric, including over the top. A minimum of 1" topsoil is to be placed on top of the filter fabric on top of the rock crib and the areas is to be restored under the terrace restoration task. Topsoil, seed and mat restoration will be measured and paid under the appropriate bid items, the additional depth of the topsoil shall be considered incidental to this item.

MATERIALS

This item consists of Monofilament or multifilament geotextile, that include Mirafi RS380i or its equivalent, AASHTO #57 Clear Stone, 3" clear stone (paid separately) 6" Schedule 40 perforated and wrapped PVC pipe, 1 inspection pipe - 2" diameter with screw cap, and precast pervious concrete sidewalk panels

CONSTRUCTION METHODS

The Contractor shall excavate the rock trench areas to appropriate depths as shown in the plans and details and install PVC pipes, inspection pipes, and place fabric and backfill materials as shown in the details. Upon installation of all piping and rock materials, the top of the rock trenches shall be covered with 1 ft. of topsoil with seed & erosion mat per the Standard Specifications and these special provisions. Landscape restoration of the rock trench areas will be paid under the appropriate bid items.

METHOD OF MEASUREMENT

Precast Sidewalk Panels with Rock Crib shall be measured by each completed in place and satisfactorily installed.

BASIS OF PAYMENT

Payment for this item shall be full compensation at the contract unit price for work, equipment, materials and incidentals necessary to complete the item as set forth in the description, which shall include all excavation, hauling, fabrics, precast pervious concrete panels, #57 stone, and all pipes and underdrains necessary to complete the work as set forth in the description.

REMOVE BID ITEM – 90014 PRECAST CONCRETE SIDEWALK PANELS WITH ROCK CRIB ADJACENT TO STORM SEWER STRUCTURES

INSERT BID ITEM – 90014 PRECAST CONCRETE SIDEWALK PANELS WITH ROCK CRIB ADJACENT TO STORM SEWER STRUCTURES

DESCRIPTION

This work shall consist of providing and installing 4 precast pervious concrete sidewalk panels between a residential driveway and a new concrete driveway apron, and 1 typical 5" concrete sidewalk panel will may need to be removed and replaced in order to install the pervious concrete panels, which will be paid under the appropriate items. The precast pervious sidewalk panels will have a 6" Drilled PVC under drain that routes water from the clear stone base to a rock crib constructed in the terrace, which is included with this item.

The precast pervious sidewalk shall be installed per the manufacturer's specification, including any filter fabric materials. The pervious concrete panels shall be interlocking. The precast concrete panels will shall have the following specifications at a minimum

Minimum 4,000 psi compression strength

(based off average flexural strengths of 500 psi per ASTM C78)

Infiltration rate of 500 inches/hour per ASTM C1701

Void Ratio depending on application range from 15-25% per

Precast Concrete Panels shall be installed on 12" of #57" clear stone base (gradation of #57 stone provided under bid items 90010 and 90011). The clear stone sidewalk base is included with this bid item.

Excavate to depths shown on the detail drawings, and line the excavated area with Monofilament or multifilament geotextile that includes Mirafi RS380i or its equivalent prior to placing clear stone base. All excavation and fabrics necessary to install this item are included. Place Gradation 1 crushed aggregate (3" clear stone) to the dimensions indicated on the plans and details, which will be paid under bid item 40101. The typical rock crib dimension is 5' x 20' x 3' depth of gradation 1 crushed aggregate. Installation of the rock shall either be completed prior to placement of the curb and gutter, or shall be completed in a manner such that the new curb and gutter is protected and not undermined by the excavation for the rock crib.

An 8" drilled and wrapped PVC underdrain is to be installed 1' off the bottom of the rock crib and connected to the storm inlet indicated on the sewer schedule. The 8" underdrain is to be connected to the storm inlet with a core n boot seal, and is included with this item.

The rock crib is connected to the pervious sidewalk panels with a 6" wrapped, drilled PVC underdrain. The 6" underdrain is to extend across the top of the rock crib the entire length of the 20' side of the rock crib within the top 8" to 12" of the rock crib. A 2" diameter PVC pipe is to be installed vertically and connected to the 6" underdrain with a tee, and the top of the 2" pipe is to be capped and flush with the top surface.

The rock crib is to be wrapped with the Mirafi RS380i geotextile fabric, including over the top. A minimum of 1' topsoil is to be placed on top of the filter fabric on top of the rock crib and the areas is to be restored under the terrace restoration task. Topsoil, seed and mat restoration will be measured and paid under the appropriate bid items, the additional depth of the topsoil shall be considered incidental to this item.

MATERIALS

This item consists of Monofilament or multifilament geotextile, that include Mirafi RS380i or its equivalent, AASHTO #57 Clear Stone, 3" clear stone (paid separately) 6" Schedule 40 perforated and wrapped PVC pipe, 1 inspection pipe - 2" diameter with screw cap, 8" drilled and wrapped PVC underdrain pipe, and precast pervious concrete sidewalk panels

CONSTRUCTION METHODS

The Contractor shall excavate the rock trench areas to appropriate depths as shown in the plans and details and install PVC pipes, inspection pipes, and place fabric and backfill materials as shown in the details. Connection of piping to inlet structures is included with this item.

Upon installation of all piping and rock materials, the top of the rock trenches shall be covered with topsoil and sod, or with topsoil seed & erosion mat per the Standard Specifications and these special provisions. Landscape restoration of the rock trench areas will be paid under the appropriate bid items.

METHOD OF MEASUREMENT

Precast Sidewalk Panels with Rock Crib shall be measured by each completed in place and satisfactorily installed.

BASIS OF PAYMENT

Payment for this item shall be full compensation at the contract unit price for work, equipment, materials and incidentals necessary to complete the item as set forth in the description, which shall include all excavation, hauling, fabrics, precast pervious concrete panels, #57 stone, and all pipes and underdrains necessary to complete the work as set forth in the description.

Changes to SECTION C: DISADVANTAGED BUSINESS ENTERPRISE

DELETE 2.3 Solicitation Efforts and Documentation Requirements and replace with the following:

2.3 Solicitation Efforts and Documentation Requirements

To make a good faith effort when subcontracting, a Prime Contractor should advertise for subcontractors with an ad that includes a statement such as, "An 8% DBE participation goal is set for this project. DBEs are encouraged to submit proposals." If just one advertisement is published for all areas of work that may be subcontracted, it should indicate those types of work that could be subcontracted.

The advertisement(s) should appear in an industry trade publication and/or the official newspaper of public record for the municipality to effectively maximize the effectiveness of the effort.

The Prime Contractor shall supply a copy of the advertisement to the Engineer upon award of the Contract, or whenever solicitation occurs beyond the time of the bid submittal. A copy of the advertisement is not required as component of the Prime Contractor's bid submittal or award of the Contract.

Prime Contractors are required to contact DBEs on a Unified Certification Program (UCP) List to solicit bids from these firms (e.g., firms registered in the WisDOT UCP, <https://wisconsindot.gov/Pages/doing-bus/civil-rights/dbe/certified-firms.aspx>). Document all the contacts, using Form 8700-294A, the DBE Contacts Worksheet and submit the form with the bid, and subsequently, to the Engineer, whenever solicitation occurs beyond the time of the bid submittal.

In addition to Form 8700-294A documenting DBE solicitation efforts, the DBE Program Subcontractor Utilization Form (EPA Form 6100-4) must be completed for all DBEs selected and/or intended for utilization on the project, including an estimated dollar value of their subcontract. The total subcontract values of eligible DBE subcontractors will determine whether the 8% utilization goal has been met. Submit the completed and signed form(s) with the bid, and subsequently, to the Engineer, whenever additional DBE utilization occurs beyond the time of the bid submittal.

Additional solicitation steps are identified and provided for reference on Form 8700-294, DBE Good Faith Certification Form. This form is not required for submittal by the Prime Contractor.

DELETE 2.4 Required Submittals by Bidder / Prime Contractor and replace with the following:

2.4 Required Submittals by Bidder / Prime Contractor

The following forms and solicitation documentation materials must be completed and submitted with the bid in order to be considered eligible for award of the Contract.

1) DNR Form 8700-294A
The Environmental Improvement Fund (EIF) DBE Contacts Worksheet

2) EPA Form 6100-4
The DBE Program Subcontractor Utilization Form captures the prime's intended use of an identified DBE subcontractor, and the estimated dollar amount of the subcontract.

Changes to SECTION K: DAVIS BACON WAGE RATES

DELETE Section K: Davis Bacon Wage Rates

INSERT Section K: Davis Bacon Wage Rates dated 03/06/2020, attached

Please acknowledge this addendum on page E1 of the contract documents and/or in Section E: Bidder's Acknowledgement on Bid Express.

Electronic version of these documents can be found on the Bid Express web site at:

<http://www.bidexpress.com>

If you are unable to download plan revisions associated with the addendum, please contact the Engineering office at 608-266-4751 receive the material by another route.

Sincerely,

A handwritten signature in black ink, appearing to read "Robert Phillips". The signature is written in a cursive style with large, rounded letters.

Robert F. Phillips, P.E.
City Engineer

RFP:JMW


SECTION E: BIDDERS ACKNOWLEDGEMENT

TOEPFER AVENUE, HOLLY AVENUE, EUCLID AVENUE, AND ST. CLAIR STREET
ASSESSMENT DISTRICT - 2019
CONTRACT NO. 8306

Bidder must state a Unit Price and Total Bid for each item. The Total Bid for each item must be the product of quantity, by Unit Price. The Grand Total must be the sum of the Total Bids for the various items. In case of multiplication errors or addition errors, the Grand Total with corrected multiplication and/or addition shall determine the Grand Total bid for each contract. The Unit Price and Total Bid must be entered numerically in the spaces provided. All words and numbers shall be written in ink.


- The undersigned having familiarized himself/herself with the Contract documents, including Advertisement for Bids, Instructions to Bidders, Form of Proposal, City of Madison Standard Specifications for Public Works Construction - 2020 Edition thereto, Form of Agreement, Form of Bond, and Addenda issued and attached to the plans and specifications on file in the office of the City Engineer, hereby proposes to provide and furnish all the labor, materials, tools, and expendable equipment necessary to perform and complete in a workmanlike manner the specified construction on this project for the City of Madison; all in accordance with the plans and specifications as prepared by the City Engineer, including Addenda Nos. 1 through 2 to the Contract, at the prices for said work as contained in this proposal. (Electronic bids submittals shall acknowledge addendum under Section E and shall not acknowledge here)
- If awarded the Contract, we will initiate action within seven (7) days after notification or in accordance with the date specified in the contract to begin work and will proceed with diligence to bring the project to full completion within the number of work days allowed in the Contract or by the calendar date stated in the Contract.
- The undersigned Bidder or Contractor certifies that he/she is not a party to any contract, combination in form of trust or otherwise, or conspiracy in restraint of trade or commerce or any other violation of the anti-trust laws of the State of Wisconsin or of the United States, with respect to this bid or contract or otherwise.
- I hereby certify that I have met the Bid Bond Requirements as specified in Section 102.5. (IF BID BOND IS USED, IT SHALL BE SUBMITTED ON THE FORMS PROVIDED BY THE CITY. FAILURE TO DO SO MAY RESULT IN REJECTION OF THE BID).
- I hereby certify that all statements herein are made on behalf of S+L Underground, Inc. (name of corporation, partnership, or person submitting bid) a corporation organized and existing under the laws of the State of Wisconsin a ~~partnership consisting of _____~~ an individual trading as _____ of the City of _____ State of _____ that I have examined and carefully prepared this Proposal, from the plans and specifications and have checked the same in detail before submitting this Proposal; that I have fully authority to make such statements and submit this Proposal in (its, their) behalf; and that the said statements are true and correct.

[Signature]
SIGNATURE
President
TITLE, IF ANY



Sworn and subscribed to before me this 19th day of March, 2020
Erika K. Skarda

(Notary Public or other officer authorized to administer oaths)
My Commission Expires 2-11-2022
Bidders shall not add any conditions or qualifying statements to this Proposal.



Contract 8306 – S&L Underground, Inc.

Section F: Best Value Contracting (BVC)

This section is a required document for the bid to be considered complete. There are two methods for completing the Best Value Contracting (BVC) form. Method one: The form can be filled out online and submitted to this site to be included with your electronic bid. Method two: The form can be downloaded from the site and submitted by hand to the City of Madison.

Method of Submittal for BVC (click in box below to choose) *

I will submit Bid Express fillable online form (BVC).

Best Value Contracting

1. The Contractor shall indicate the non-apprenticeable trades used on this contract.

2. Madison General Ordinance (M.G.O.), 33.07(7), does provide for some exemptions from the active apprentice requirement. Apprenticeable trades are those trades considered apprenticeable by the State of Wisconsin. Please check applicable box if you are seeking an exemption.

- Contractor has a total skilled workforce of four or less individuals in all apprenticeable trades combined.
- No available trade training program; The Contractor has been rejected by the only available trade training program, or there is no trade training program within 90 miles.
- Contractor is not using an apprentice due to having a journey worker on layoff status, provided the journey worker was employed by the contractor in the past six months.
- First time contractor on City of Madison Public Works contract requests a onetime exemption but intends to comply on all future contracts and is taking steps typical of a "good faith" effort.
- Contractor has been in business less than one year.
- Contractor doesn't have enough journeyman trade workers to qualify for a trade training program in that respective trade.
- An exemption is granted in accordance with a time period of a "Documented Depression" as defined by the State of Wisconsin.

3. The Contractor shall indicate on the following section which apprenticeable trades are to be used on this contract. Compliance with active apprenticeship, to the extent required by M.G.O. 33.07(7), shall be satisfied by documentation from an applicable trade training body; an apprenticeship contract with the Wisconsin Department of Workforce Development or a similar agency in another state; or the U.S Department of Labor. This documentation is required prior to the Contractor beginning work on the project site.

The Contractor has reviewed the list and shall not use any apprenticeable trades on this project.

LIST APPRENTICABLE TRADES (check all that apply to your work to be performed on this contract)

- BRICKLAYER
- CARPENTER
- CEMENT MASON / CONCRETE FINISHER
- CEMENT MASON (HEAVY HIGHWAY)
- CONSTRUCTION CRAFT LABORER
- DATA COMMUNICATION INSTALLER
- ELECTRICIAN
- ENVIRONMENTAL SYSTEMS TECHNICIAN / HVAC SERVICE TECH/HVAC INSTALL / SERVICE
- GLAZIER
- HEAVY EQUIPMENT OPERATOR / OPERATING ENGINEER
- INSULATION WORKER (HEAT and FROST)
- IRON WORKER
- IRON WORKER (ASSEMBLER, METAL BLDGS)
- PAINTER and DECORATOR
- PLASTERER
- PLUMBER
- RESIDENTIAL ELECTRICIAN
- ROOFER and WATER PROOFER
- SHEET METAL WORKER
- SPRINKLER FITTER
- STEAMFITTER
- STEAMFITTER (REFRIGERATION)
- STEAMFITTER (SERVICE)
- TAPER and FINISHER
- TELECOMMUNICATIONS (VOICE, DATA and VIDEO) INSTALLER-TECHNICIAN
- TILE SETTER

State of Wisconsin
 Department of Natural Resources
 Bureau of Community Financial Assistance
 101 S. Webster St., PO Box 7921
 Madison WI 53707-7921
 Phone No. (608) 266-7555 FAX (608) 267-0406
 Website: dnr.wis.gov/Aid/EIF.htm

**Environmental Improvement Fund (EIF)
 DBE Contacts Worksheet**
 Form 8700-294A (R 03/17) Page 1 of 4

NOTE: This form is authorized by chs. NR 162 and NR 166, Wis. Adm. Code. The information requested on this form is necessary for the review of solicitation of Disadvantaged Business Enterprises (DBEs). This form is intended to be a tool to assist those seeking funding from the EIF (Clean Water Fund Program or Safe Drinking Water Loan Program) to meet the DBE requirements of EIF programs. Submitting this form to the Department is optional. Applicants may submit the form as the required documentation of solicitation efforts or provide the information in some other format. Personally identifiable information provided on this form will only be used in determining whether or not DBE requirements are met. Failure to complete or submit this form has no impact on the applicant. For complete information regarding DBE requirements, see the Contract Packet for DBE Compliance on DNR's website at <http://dnr.wis.gov/Aid/Documents/EIF/GuideDBE.html>.

Contact DBEs on a Unified Certification Program (UCP) List to solicit bids from DBE firms (e.g., firms registered in the WisDOT UCP, <http://wisconsindot.gov/bases/doing-bus/civil-rights/dbe/certified-firms.aspx>). The individual that makes the contacts should document all contacts. Contact at least 2 minority business enterprises (MBEs) and 2 women's business enterprises (WBEs); additional contacts may be to any type of DBE. Only contacts made to DBEs on DOT's UCP list can be considered in determining whether a good faith effort was made to solicit DBEs.

Project Information	
Name of Municipality City of Madison, WI	EIF Project Number 8308 TOEPFER AVENUE, HOLLY AVENUE, EUCLID AVENUE, AND ST. CLAIR
Name of Prime Contractor S & L Underground, Inc.	Information Prepared By (Name and Phone or E-Mail Address) Scott Glaser scottg@slunderground.net

Contacts			
Information Needed For Review	Contact 1	Contact 2	Contact 3
a. Name of Firm Contacted	Bullet Transit	Shanz Enterprises, LLC	JR's Construction
b. Contact's Phone Number or E-Mail	lbullet68@aol.com	shanopal@gmail.com	920-348-5100
c. Firm Type	<input type="radio"/> MBE <input checked="" type="radio"/> WBE <input type="radio"/> Other DBE	<input type="radio"/> MBE <input checked="" type="radio"/> WBE <input type="radio"/> Other DBE	<input checked="" type="radio"/> MBE <input type="radio"/> WBE <input type="radio"/> Other DBE
d. On DOT UCP list?	<input checked="" type="radio"/> Yes <input type="radio"/> No	<input checked="" type="radio"/> Yes <input type="radio"/> No	<input checked="" type="radio"/> Yes <input type="radio"/> No
e. Date Contacted	3-13-20	3-13-20	3-13-20
f. Result of contact	quoted rcv'd via email	no response	multiple conversations assisting
g. Bid received?	<input checked="" type="radio"/> Yes <input type="radio"/> No	<input type="radio"/> Yes <input checked="" type="radio"/> No	<input checked="" type="radio"/> Yes <input type="radio"/> No
h. If bid received and rejected, why rejected?			
i. Utilizing this firm? (If yes, more on p. 4)	<input checked="" type="radio"/> Yes <input type="radio"/> No	<input type="radio"/> Yes <input checked="" type="radio"/> No	<input checked="" type="radio"/> Yes <input type="radio"/> No

Information Needed For Review	Contact 4	Contact 5	Contact 6
a. Name of Firm Contacted	Pro Electric		
b. Contact's Phone Number or E-Mail	Info@proelectroinc.us		
c. Firm Type	<input checked="" type="radio"/> MBE <input type="radio"/> WBE <input type="radio"/> Other DBE	<input type="radio"/> MBE <input type="radio"/> WBE <input type="radio"/> Other DBE	<input type="radio"/> MBE <input type="radio"/> WBE <input type="radio"/> Other DBE
d. On DOT UCP list?	<input checked="" type="radio"/> Yes <input type="radio"/> No	<input type="radio"/> Yes <input type="radio"/> No	<input type="radio"/> Yes <input type="radio"/> No
e. Date Contacted	3-13-20		
f. Result of contact	no response		
g. Bid received?	<input type="radio"/> Yes <input checked="" type="radio"/> No	<input type="radio"/> Yes <input type="radio"/> No	<input type="radio"/> Yes <input type="radio"/> No
h. If bid received and rejected, why rejected?			
i. Utilizing this firm? (If yes, more on p. 4)*	<input type="radio"/> Yes <input checked="" type="radio"/> No	<input type="radio"/> Yes <input type="radio"/> No	<input type="radio"/> Yes <input type="radio"/> No
Information Needed For Review	Contact 7	Contact 8	Contact 9
a. Name of Firm Contacted			
b. Contact's Phone Number or E-Mail			
c. Firm Type	<input type="radio"/> MBE <input type="radio"/> WBE <input type="radio"/> Other DBE	<input type="radio"/> MBE <input type="radio"/> WBE <input type="radio"/> Other DBE	<input type="radio"/> MBE <input type="radio"/> WBE <input type="radio"/> Other DBE
d. On DOT UCP list?	<input type="radio"/> Yes <input type="radio"/> No	<input type="radio"/> Yes <input type="radio"/> No	<input type="radio"/> Yes <input type="radio"/> No
e. Date Contacted			
f. Result of contact			
g. Bid received?	<input type="radio"/> Yes <input type="radio"/> No	<input type="radio"/> Yes <input type="radio"/> No	<input type="radio"/> Yes <input type="radio"/> No
h. If bid received and rejected, why rejected?			
i. Utilizing this firm? (If yes, more on p. 4)*	<input type="radio"/> Yes <input type="radio"/> No	<input type="radio"/> Yes <input type="radio"/> No	<input type="radio"/> Yes <input type="radio"/> No

Environmental Improvement Fund (EIF)
 DBE Contacts Worksheet
 Form 8790-284A (R 03/17)

Information Needed For Review	Contact 10	Contact 11	Contact 12
a. Name of Firm Contacted			
b. Contact's Phone Number or E-Mail			
c. Firm Type	<input type="radio"/> MBE <input type="radio"/> WBE <input type="radio"/> Other DBE	<input type="radio"/> MBE <input type="radio"/> WBE <input type="radio"/> Other DBE	<input type="radio"/> MBE <input type="radio"/> WBE <input type="radio"/> Other DBE
d. On DOT UCP list?	<input type="radio"/> Yes <input type="radio"/> No	<input type="radio"/> Yes <input type="radio"/> No	<input type="radio"/> Yes <input type="radio"/> No
e. Date Contacted			
f. Result of contact			
g. Bid received?	<input type="radio"/> Yes <input type="radio"/> No	<input type="radio"/> Yes <input type="radio"/> No	<input type="radio"/> Yes <input type="radio"/> No
h. If bid received and rejected, why rejected?			
i. Utilizing this firm? (If yes, more on p. 4)*	<input type="radio"/> Yes <input type="radio"/> No	<input type="radio"/> Yes <input type="radio"/> No	<input type="radio"/> Yes <input type="radio"/> No
Information Needed For Review	Contact 13	Contact 14	Contact 15
a. Name of Firm Contacted			
b. Contact's Phone Number or E-Mail			
c. Firm Type	<input type="radio"/> MBE <input type="radio"/> WBE <input type="radio"/> Other DBE	<input type="radio"/> MBE <input type="radio"/> WBE <input type="radio"/> Other DBE	<input type="radio"/> MBE <input type="radio"/> WBE <input type="radio"/> Other DBE
d. On DOT UCP list?	<input type="radio"/> Yes <input type="radio"/> No	<input type="radio"/> Yes <input type="radio"/> No	<input type="radio"/> Yes <input type="radio"/> No
e. Date Contacted			
f. Result of contact			
g. Bid received?	<input type="radio"/> Yes <input type="radio"/> No	<input type="radio"/> Yes <input type="radio"/> No	<input type="radio"/> Yes <input type="radio"/> No
h. If bid received and rejected, why rejected?			
i. Utilizing this firm? (If yes, more on p. 4)*	<input type="radio"/> Yes <input type="radio"/> No	<input type="radio"/> Yes <input type="radio"/> No	<input type="radio"/> Yes <input type="radio"/> No

ing and downloading. To be prepared in you ever do wish to bid online, you may to establish your digital ID also, since you of bid without a Digital ID. If you have any ems with the free registration process, you all the bidexpress help team, toll free at

on Euclid Ave. from Holly Ave. to Toepler Ave., and on St. Clair St. from Toepler Ave. to Glen Dr. The Contractor shall view the site prior to bidding to become familiar with the existing conditions. It will be the responsibility of the Contractor to work with the utilities located in

(Bids are due by 10am on March 19th)

Madison/Packers Avenue Resurfacing

Project: City of Madison, Packers Avenue

ways to process. Please obtain your digital ID p Bid Express does char submission. More info https://www.bidexpress Bids to: Owner

Plans and specs: You Madison bid solicitation bidexpress.com. Click a button and follow the your company and you for a payment subscri you may wish to bid o choose the method to basis. This requires no you actually bid online. the monthly subscription. You will however, be a ment information. Please your preference at any able to complete you have full access to the does not require comple process, so you will h viewing and downloadi case you ever do wish wish to establish your de cannot bid without a Digi problems with the free re can call the bidexpress: 1-888-352-2439 (option 1 Pre-bid meeting: DBE P 1:00 PM, MARCH 13, 20 the Affirmative Action De ent to discuss the Dis Enterprise requirements Madison Wisconsin

Prerequisites: Require information

Notes: See contract docu and compliance requir

Scope: The work under include, but is not limited and storm sewer, water replacing concrete curbs and drive aprons, oca aggregate base course, ment as noted in the spe plans. The Contractor sh to bidding to become fair conditions. It will be the Contractor to work with t the right of way to resolvi construction process. Pa shall include removing and gutter, drive aprons are in poor condition, inst and water main installa be paved with 3.50" Bit 3 MT 58-28S and 2" Bit 4 MT 58-28S. Packers A act between the City of County. Please note that I right to delay or cancel. County fails to particip additional compensation a project be delayed or can Plan Holde

(To be added to this li referencing this J to Jobtrac@dailyr General

R.G. Huston Co. Inc., 2551 C Box 399, Cottage Grove, W 5223, Fax: (608) 639-5935 (Proposals must be received at 9AM)

S & L Underground, Inc., W10 Lodi, WI 53555; (608) 592- (Bids are due to Scott or M at 10:00AM)

Central Wisconsin

New Richmond/Wa System Improvement

Project: City of New Richmon System Improvements, Ni Crox County, #Quest No. 6 Bids due: April 2, 2020 at 2: New Richmond will receiv ONLY through the

★ MINORITY BIDDING OPPORTUNITIES

A LISTING OF MBE, SBE, DBE, WBE, EBE SERVICES AND OPPORTUNITIES CONTACT JENNY TO ADVERTISE (414) 225-1803

ATTENTION: MBE/DVB

Subcontractors & Suppliers Vogel Bros. Building Co. requesting bids on the following projects:

of Reedsburg Public Works Utility Reedsburg, Wisconsin

Bids Due: March 19, 2020 at 2:00 P.M. CST

If you need assistance preparing bid, or getting certified please contact our office:

Vogel Bros. Building Co. 10 Fen Oak Drive (53718) P.O. Box 7696 Madison, WI 53707-7696 Ph: 608-241-5454 Fax: 608-241-5155

Equal Opportunity Employer

ATTENTION: MBE/DBE/WBE

Subcontractors & Suppliers S & L Underground, Inc. requesting proposals on the following project:

6 - Toepler Avenue, Holly Ave, Euclid Avenue and St. Clair Street Assessment District - 2019 Madison, WI

Bids Due: March 19, 2020 at 10:00AM

DBE participation goal is set project. DBEs are encouraged to submit proposals

Including MBEs and WBEs are

ATTENTION: MBE/DBE/WBE

Subcontractors & Suppliers S & L Underground, Inc. is requesting proposals on the following project:

8502-PACKERS AVENUE RESURFACING ASSESSMENT DISTRICT-2020 Madison, WI

Bids Due: March 19, 2020 at 10:00AM

An 8% DBE participation goal is set for this project. DBEs are encouraged to submit proposals

DBEs including MBEs and WBEs are encouraged to submit proposals

S & L Underground, Inc. Attn: Scott or Matt W10440 County Road K Lodi, WI 53555 Ph: 608-592-0625 Fax: 608-592-3804

"An Equal Opportunity Employer"

ATTENTION: DBE/MBE/WBE

Subcontractors and Suppliers Speedway Sand and Gravel is requesting quotes for the following project:

City of Madison Projects #8306-Toepler Ave and #8502 Packers Ave Resurfacing

Bid Date: March 19, 2020 - 2:00PM

To be considered for this project your quotes are due by 10am on March

ATTENTION: MBE/WBE/DBE

Subcontractors & Suppliers Janke General Contractors, Inc. is requesting quotes on the following project:

Trillium Lane Multi Use Trail Town of Rib Mountain, WI

Letting March 12, 2020 at 9:00AM

If you need assistance preparing your quotes please contact our office.

Janke General Contractors, Inc. 1223 River View Lane Athens, WI 54411 Ph: 715-257-7901 Fax: 715-257-1082

"An Equal Opportunity Employer"

THE DAILY REPORTER



Subscribe today www.dailyreporter.com

FOR MINORITY BIDDING ADVERTISING INFORMATION CONTACT

JENNY BYINGTON



OMB Control No: 2090-0030
 Approved: 8/13/2013
 Approval Expires: 8/31/2015

**Disadvantaged Business Enterprise (DBE) Program
 DBE Subcontractor Utilization Form**

This form is intended to capture the prime contractor's actual and/or anticipated use of identified certified DBE subcontractors² and the estimated dollar amount of each subcontract. An EPA Financial Assistance Agreement Recipient must require its prime contractors to complete this form and include it in the bid or proposal package. Prime contractors should also maintain a copy of this form on file.

Prime Contractor Name S & L Underground, Inc		Project Name City of Madison 8306 Toepfer, Holly, Euclid, St Clair	
Bid/ Proposal No. 8306	Assistance Agreement ID No. (if known)	Point of Contact Scott Glaser	
Address PO Box 167, W10440 County Rd K, Lodi, WI 53555			
Telephone No. 608-592-0625		Email Address scottg@slunderground.net	
Issuing/Funding Entity:			

I have identified potential DBE certified subcontractors	<input checked="" type="checkbox"/> YES	<input type="checkbox"/> NO	
If yes, please complete the table below. If no, please explain:			
Subcontractor Name/ Company Name	Company Address/ Phone/ Email	Est. Dollar Amt	Currently DBE Certified?
Bullet Transit	22 Manor Hill Circle, Madison, WI 53717	280,000	Yes
JR's Construction & Landscaping, Inc	N9002 Hwy H, Cambria, WI 53923	88,763	Yes
Continue on back if needed			

¹ A DBE is a Disadvantaged, Minority, or Woman Business Enterprise that has been certified by an entity from which EPA accepts certifications as described in 40 CFR 33.204-33.205 or certified by EPA. EPA accepts certifications from entities that meet or exceed EPA certification standards as described in 40 CFR 33.202.

² Subcontractor is defined as a company, firm, joint venture, or individual who enters into an agreement with a contractor to provide services pursuant to an EPA award of financial assistance.

EPA FORM 6100-4 (DBE Subcontractor Utilization Form)



OMB Control No:
Approved:
Approval Expires:

**Disadvantaged Business Enterprise (DBE) Program
DBE Subcontractor Utilization Form**

I certify under penalty of perjury that the forgoing statements are true and correct. Signing this form does not signify a commitment to utilize the subcontractors above. I am aware of that in the event of a replacement of a subcontractor, I will adhere to the replacement requirements set forth in 40 CFR Part 33 Section 33.302 (c).

Prime Contractor Signature	Print Name
<i>Scott Glaser</i>	Scott Glaser
Title	Date
Project Manager	3-19-2020

The public reporting and recordkeeping burden for this collection of information is estimated to average three (3) hours per response. Send comments on the Agency's need for this information, the accuracy of the provided burden estimates, and any suggested methods for minimizing respondent burden, including through the use of automated collection techniques to the Director, Collection Strategies Division, U.S. Environmental Protection Agency (2822T), 1200 Pennsylvania Ave., NW, Washington, D.C. 20460. Include the OMB control number in any correspondence. Do not send the completed form to this address.

EPA FORM 6100-4 (DBE Subcontractor Utilization Form)

**TOEPFER AVENUE, HOLLY AVENUE, EUCLID AVENUE, AND ST. CLAIR STREET ASSESSMENT
DISTRICT - 2019**

CONTRACT NO. 8306

DATE: 3/19/20

S&L Underground, Inc.

Item	Quantity	Price	Extension
Section B: Proposal Page			
10701 - TRAFFIC CONTROL - LUMP SUM	1.00	\$8,661.00	\$8,661.00
10720 - TRAFFIC CONTROL SIGN - PORTABLE ARROW BOARD - DAYS	16.00	\$25.00	\$400.00
10721 - TRAFFIC CONTROL SIGN - PORTABLE CHANGEABLE	28.00	\$70.00	\$1,960.00
10801 - ROOT CUTTING – CURB & GUTTER (UNDISTRIBUTED) - L.F.	40.00	\$19.00	\$760.00
10802 - ROOT CUTTING – SIDEWALK (UNDISTRIBUTED) - L.F.	40.00	\$19.00	\$760.00
10911 - MOBILIZATION - LUMP SUM	1.00	\$97,260.00	\$97,260.00
20101 - EXCAVATION CUT - C.Y.	15325.00	\$19.40	\$297,305.00
20130 - UNDERDRAIN - L.F.	750.00	\$14.00	\$10,500.00
20140 - GEOTEXTILE FABRIC TYPE SAS (NON-WOVEN)	2800.00	\$2.50	\$7,000.00
20219 - BREAKER RUN - TON	3300.00	\$14.00	\$46,200.00
20221 - TOPSOIL - S.Y.	9000.00	\$9.40	\$84,600.00
20301 - SAWCUT CONCRETE PAVEMENT, FULL DEPTH	40.00	\$10.00	\$400.00
20303 - SAWCUT ASPHALT PAVEMENT - L.F.	620.00	\$2.00	\$1,240.00
20321 - REMOVE CONCRETE PAVEMENT - S.Y.	2700.00	\$5.60	\$15,120.00
20322 - REMOVE CONCRETE CURB & GUTTER - L.F.	10600.00	\$2.30	\$24,380.00
20323 - REMOVE CONCRETE SIDEWALK & DRIVE - S.F.	37500.00	\$2.40	\$90,000.00
20401 - CLEARING - I.D.	250.00	\$90.00	\$22,500.00
20402 - GRUBBING - I.D.	510.00	\$21.00	\$10,710.00
20701 - TERRACE SEEDING - S.Y.	9000.00	\$1.60	\$14,400.00
21063 - EROSION MATTING, CLASS I, TYPE A - ORGANIC - S.Y.	9000.00	\$2.80	\$25,200.00
30131 - COLD WEATHER PROTECTION OF CONCRETE SIDEWALK &	1000.00	\$2.00	\$2,000.00
30132 - COLD WEATHER PROTECTION OF CONCRETE CURB &	500.00	\$1.00	\$500.00
30201 - TYPE 'A' CONCRETE CURB & GUTTER - L.F.	10350.00	\$14.65	\$151,627.50
30203 - TYPE 'X' CONCRETE CURB & GUTTER - L.F.	100.00	\$30.30	\$3,030.00
30208 - HAND FORMED CONCRETE CURB & GUTTER (TREE	150.00	\$35.30	\$5,295.00
30301 - 5" CONCRETE SIDEWALK - S.F.	21500.00	\$5.88	\$126,420.00
30302 - 7" CONCRETE SIDEWALK AND DRIVE - S.F.	16500.00	\$7.20	\$118,800.00
30340 - CURB RAMP DETECTABLE WARNING FIELD - S.F.	632.00	\$42.42	\$26,809.44
40101 - CRUSHED AGGREGATE BASE COURSE GRADATION NO. 1 -	9800.00	\$16.40	\$160,720.00
40102 - CRUSHED AGGREGATE BASE COURSE GRADATION NO. 2 -	9100.00	\$16.40	\$149,240.00
40202 - HMA PAVEMENT 4 LT 58-28 S - TON	1800.00	\$66.16	\$119,088.00
40203 - HMA PAVEMENT 3 MT 58-28 S - TON	1500.00	\$60.10	\$90,150.00
40204 - HMA PAVEMENT 4 MT 58-28 S - TON	1200.00	\$64.24	\$77,088.00
40218 - TACK COAT - GAL	600.00	\$2.78	\$1,668.00
40231 - ASPHALT DRIVE & TERRACE (UNDISTRIBUTED) - S.Y.	25.00	\$33.51	\$837.75
40301 - FULL WIDTH GRINDING - S.Y.	750.00	\$9.00	\$6,750.00
60801 - PAVEMENT MARKING EPOXY, DOUBLE LINE, 4-INCH - L.F.	50.00	\$3.50	\$175.00
60812 - PAVEMENT MARKING EPOXY, CROSSWALK, 6-INCH - L.F.	425.00	\$12.50	\$5,312.50
60818 - PAVEMENT MARKING EPOXY, STOP LINE, 24-INCH - L.F.	50.00	\$28.75	\$1,437.50
60941 - TEMPORARY PAVEMENT MARKING TAPE, REMOVABLE,	550.00	\$2.00	\$1,100.00
90001 - MAINTAIN DRIVEWAY ACCESS - EACH	1.00	\$1,500.00	\$1,500.00
90002 - TRAFFIC CONTROL FLEXIBLE TUBULAR MARKER POSTS -	40.00	\$19.00	\$760.00
90003 - TRAFFIC CONTROL FLEXIBLE TUBULAR MARKER BASES -	40.00	\$4.00	\$160.00
90004 - CRACK AND DAMAGE SURVEY - EACH	1.00	\$1,000.00	\$1,000.00
20217 - CLEAR STONE - TON	1015.00	\$19.00	\$19,285.00
21002 - EROSION CONTROL INSPECTION - EACH	5.00	\$500.00	\$2,500.00
21011 - CONSTRUCTION ENTRANCE - EACH	4.00	\$850.00	\$3,400.00
21012 - STREET CONSTRUCTION ENTRANCE BERM - EACH	15.00	\$250.00	\$3,750.00
21013 - STREET SWEEPING - LUMP SUM	1.00	\$5,400.00	\$5,400.00
21014 - CLEAR STONE BERM (DITCH CHECK) - EACH	55.00	\$250.00	\$13,750.00
21017 - SILT SOCK (8 INCH) - COMPLETE - L.F.	20.00	\$10.00	\$200.00

**TOEPFER AVENUE, HOLLY AVENUE, EUCLID AVENUE, AND ST. CLAIR STREET ASSESSMENT
DISTRICT - 2019**

CONTRACT NO. 8306

DATE: 3/19/20

S&L Underground, Inc.

Item	Quantity	Price	Extension
21031 - INLET PROTECTION TYPE C (UNDISTRIBUTED) - EACH	6.00	\$160.00	\$960.00
21049 - INLET PROTECTION, RIGID FRAME - PROVIDE AND INSTALL -	62.00	\$300.00	\$18,600.00
21050 - INLET PROTECTION, RIGID FRAME - MAINTAIN - EACH	62.00	\$65.00	\$4,030.00
21051 - INLET PROTECTION, RIGID FRAME - REMOVE - EACH	62.00	\$25.00	\$1,550.00
50401 - 12 INCH TYPE I RCP STORM SEWER PIPE - L.F.	1262.00	\$69.50	\$87,709.00
50741 - TYPE H INLET - EACH	51.00	\$2,282.00	\$116,382.00
20312 - REMOVE CATCHBASIN - EACH	2.00	\$610.00	\$1,220.00
20313 - REMOVE INLET - EACH	18.00	\$515.00	\$9,270.00
20336 - PIPE PLUG - EACH	6.00	\$245.00	\$1,470.00
50211 - SELECT BACKFILL STORM SEWER - T.F.	4152.00	\$0.01	\$41.52
50402 - 15 INCH TYPE I RCP STORM SEWER PIPE - L.F.	773.00	\$71.00	\$54,883.00
50403 - 18 INCH TYPE I RCP STORM SEWER PIPE - L.F.	361.00	\$75.50	\$27,255.50
50405 - 24 INCH TYPE I RCP STORM SEWER PIPE - L.F.	624.00	\$89.00	\$55,536.00
50407 - 30 INCH TYPE I RCP STORM SEWER PIPE - L.F.	813.00	\$103.00	\$83,739.00
50421 - 29 INCH X 45 INCH TYPE I HERCP STORM SEWER PIPE - L.F.	319.00	\$158.00	\$50,402.00
50499 - CONCRETE COLLAR - EACH	1.00	\$550.00	\$550.00
50722 - 6'X6' STORM CATCHBASIN - EACH	1.00	\$11,800.00	\$11,800.00
50723 - 3'X3' STORM SAS - EACH	13.00	\$3,243.00	\$42,159.00
50724 - 4'X4' STORM SAS - EACH	8.00	\$4,292.00	\$34,336.00
50767 - TERRACE INLET TYPE 2 - EACH	1.00	\$5,950.00	\$5,950.00
50768 - TERRACE INLET TYPE 3 - EACH	1.00	\$3,490.00	\$3,490.00
50792 - STORM SEWER TAP - EACH	3.00	\$815.00	\$2,445.00
50801 - UTILITY LINE OPENING (ULO) - EACH	30.00	\$600.00	\$18,000.00
50802 - CONCRETE SUPPORTS - EACH	1.00	\$1,200.00	\$1,200.00
90030 - RECONSTRUCT CATCH BASIN TO SAS CASTING - EACH	2.00	\$868.00	\$1,736.00
21110 - TERRACE RAIN GARDEN (UNDISTRIBUTED) - S.F.	600.00	\$32.00	\$19,200.00
90010 - PERMEABLE ARTICULATING CONCRETE BLOCK (P-ACB) - S.F.	3284.00	\$24.30	\$79,801.20
90011 - PRECAST PERVIOUS CONCRETE PAVEMENT - S.F.	3163.00	\$31.50	\$99,634.50
90012 - PRECAST CONCRETE SIDEWALK PANEL (UNDISTRIBUTED) -	250.00	\$38.00	\$9,500.00
90013 - PRECAST CONCRETE SIDEWALK PANELS WITH ROCK CRIB	6.00	\$4,566.00	\$27,396.00
90014 - PRECAST CONCRETE SIDEWALK PANELS WITH ROCK CRIB	10.00	\$6,690.00	\$66,900.00
90015 - 3" DRAIN PIPE UNDER CONCRETE SIDEWALK - EACH	129.00	\$87.00	\$11,223.00
90016 - STORMWATER TERRACE GRADING - EACH	26.00	\$407.00	\$10,582.00
20311 - REMOVE SEWER ACCESS STRUCTURE - EACH	23.00	\$840.00	\$19,320.00
50103 - RECONSTRUCT BENCH & FLOWLINE - EACH	1.00	\$729.00	\$729.00
50212 - SELECT BACKFILL SANITARY SEWER - T.F.	8736.00	\$0.01	\$87.36
50301 - 8 INCH PVC SEWER PIPE (SDR-26, SDR-35) - L.F.	4521.00	\$92.00	\$415,932.00
50303 - 12 INCH PVC SEWER PIPE (SDR-26) - L.F.	395.00	\$114.00	\$45,030.00
50321 - 8 INCH PVC PRESSURE SANITARY SEWER PIPE - L.F.	298.00	\$111.00	\$33,078.00
50353 - SANITARY SEWER LATERAL - L.F.	3383.00	\$45.00	\$152,235.00
50355 - SANITARY SEWER LATERAL - PRESSURE PIPE - L.F.	139.00	\$144.00	\$20,016.00
50356 - RECONNECT - EACH	107.00	\$2,114.00	\$226,198.00
50357 - RECONNECT - PRESSURE PIPE - EACH	4.00	\$2,356.00	\$9,424.00
50361 - WASTEWATER CONTROL - LUMP SUM	1.00	\$20,500.00	\$20,500.00
50390 - SEWER ELECTRONIC MARKERS - EACH	250.00	\$78.00	\$19,500.00
50701 - 4' DIA SANITARY SAS - EACH	19.00	\$3,808.00	\$72,352.00
50702 - 5' DIA SANITARY SAS - EACH	7.00	\$3,955.00	\$27,685.00
50783 - INSIDE DROP - V.F.	12.50	\$588.00	\$7,350.00
50791 - SANITARY SEWER TAP - EACH	9.00	\$1,600.00	\$14,400.00
70002 - FURNISH AND INSTALL 6 INCH PIPE & FITTINGS - L.F.	210.00	\$106.00	\$22,260.00
70003 - FURNISH AND INSTALL 8 INCH PIPE & FITTINGS - L.F.	1980.00	\$102.00	\$201,960.00
70005 - FURNISH AND INSTALL 12 INCH PIPE & FITTINGS - L.F.	830.00	\$130.00	\$107,900.00

**TOEPFFER AVENUE, HOLLY AVENUE, EUCLID AVENUE, AND ST. CLAIR STREET ASSESSMENT
DISTRICT - 2019**

CONTRACT NO. 8306

DATE: 3/19/20

S&L Underground, Inc.

Item	Quantity	Price	Extension
70031 - FURNISH AND INSTALL 6-INCH WATER VALVE - EACH	14.00	\$1,651.00	\$23,114.00
70032 - FURNISH AND INSTALL 8-INCH WATER VALVE - EACH	6.00	\$2,103.00	\$12,618.00
70034 - FURNISH AND INSTALL 12-INCH WATER VALVE - EACH	5.00	\$3,440.00	\$17,200.00
70040 - FURNISH, INSTALL AND SALVAGE HYDRANT - EACH	8.00	\$4,490.00	\$35,920.00
70041 - RELOCATE HYDRANT - EACH	1.00	\$1,110.00	\$1,110.00
70053 - REPLACE 1-INCH COPPER SERVICE LATERAL - EACH	6.00	\$3,475.00	\$20,850.00
70056 - RECONNECT 1-INCH SERVICE LATERAL - EACH	51.00	\$1,020.00	\$52,020.00
70080 - CUT-IN OR CONNECT TO EXISTING WATER SYSTEM - EACH	10.00	\$2,608.00	\$26,080.00
70082 - CUT OFF EXISTING WATER MAIN - EACH	5.00	\$1,372.00	\$6,860.00
70090 - ABANDON WATER VALVE BOX - EACH	16.00	\$180.00	\$2,880.00
70091 - ABANDON WATER VALVE ACCESS STRUCTURE - EACH	1.00	\$878.00	\$878.00
70101 - FURNISH AND INSTALL STYROFOAM - L.F.	320.00	\$14.50	\$4,640.00
70104 - ADJUST WATER VALVE BOX SECTIONS - EACH	20.00	\$400.00	\$8,000.00
70105 - PIPE PLUG FOR WATER MAIN INSTALLATION - EACH	1.00	\$165.00	\$165.00
70111 - FURNISH & INSTALL ANODE - EACH	7.00	\$162.00	\$1,134.00
20314 - REMOVE PIPE - L.F.	1452.00	\$11.50	\$16,698.00
50225 - UTILITY TRENCH PATCH TYPE III - T.F.	110.00	\$111.00	\$12,210.00
120 Items	Totals		\$4,476,393.77

SECTION G: BID BOND

KNOW ALL MEN BY THESE PRESENT, THAT Principal and Surety, as identified below, are held and firmly bound unto the City of Madison, (hereinafter referred to as the "Obligee"), in the sum of five per cent (5%) of the amount of the total bid or bids of the Principal herein accepted by the Obligee, for the payment of which the Principal and the Surety bind themselves, their heirs, executors, administrators, successors and assigns, jointly and severally, firmly by these presents.

The conditions of this obligation are such that, whereas the Principal has submitted, to the City of Madison a certain bid, including the related alternate, and substitute bids attached hereto and hereby made a part hereof, to enter into a contract in writing for the construction of:


**TOEPFER AVENUE, HOLLY AVENUE, EUCLID AVENUE, AND ST. CLAIR STREET
ASSESSMENT DISTRICT - 2019
CONTRACT NO. 8306**

1. If said bid is rejected by the Obligee, then this obligation shall be void.
2. If said bid is accepted by the Obligee and the Principal shall execute and deliver a contract in the form specified by the Obligee (properly completed in accordance with said bid) and shall furnish a bond for his/her faithful performance of said contract, and for the payment of all persons performing labor or furnishing materials in connection therewith, and shall in all other respects perform the agreement created by the acceptance of said bid, then this obligation shall be void.

If said bid is accepted by the Obligee and the Principal shall fail to execute and deliver the contract and the performance and payment bond noted in 2. above executed by this Surety, or other Surety approved by the City of Madison, all within the time specified or any extension thereof, the Principal and Surety agree jointly and severally to forfeit to the Obligee as liquidated damages the sum mentioned above, it being understood that the liability of the Surety for any and all claims hereunder shall in no event exceed the sum of this obligation as stated, and it is further understood that the Principal and Surety reserve the right to recover from the Obligee that portion of the forfeited sum which exceed the actual liquidated damages incurred by the Obligee.

The Surety, for value received, hereby stipulates and agrees that the obligations of said Surety and its bond shall be in no way impaired or affected by an extension of the time within which the Obligee may accept such bid, and said Surety does hereby waive notice of any such extension.

IN WITNESS WHEREOF, the Principal and the Surety have hereunto set their hands and seals, and such of them as are corporations have caused their corporate seals to be hereto affixed and these presents to be signed by their proper officers, on the day and year set forth below.



PRINCIPAL

S & L Underground, Inc.

Name of Principal

B L L

By

Ben Larrabee, President

Name and Title

3/19/2020

Date

Seal SURETY

Granite Re, Inc.

Name of Surety

Eliot Motu

By

Eliot Motu, Attorney-in-Fact

Name and Title

03/13/2020

Date

This certifies that I have been duly licensed as an agent for the above company in Wisconsin under National Provider No. 19354385 for the year 2020, and appointed as attorney in fact with authority to execute this bid bond and the payment and performance bond referred to above, which power of attorney has not been revoked.

03/13/2020

Date

Eliot Motu

Agent Signature Eliot Motu

P.O. Box 465

Address

Hudson, WI 54016

City, State and Zip Code

800-535-0006

Telephone Number

NOTE TO SURETY & PRINCIPAL

The bid submitted which this bond guarantees shall be rejected if the following instrument is not attached to this bond:

Power of Attorney showing that the agent of Surety is currently authorized to execute bonds on behalf of the Surety, and in the amounts referenced above.

GRANITE RE, INC.
GENERAL POWER OF ATTORNEY

Know all Men by these Presents:

That GRANITE RE, INC., a corporation organized and existing under the laws of the State of MINNESOTA and having its principal office at the City of OKLAHOMA CITY in the State of OKLAHOMA does hereby constitute and appoint:

MICHAEL J. DOUGLAS; CHRIS STEINAGEL; CHRISTOPHER M. KEMP; KARLA HEFFRON; ROBERT DOWNEY; CONNIE SMITH; KORY MORTEL; ELIOT MOTU its true and lawful Attorney-in-Fact(s) for the following purposes, to wit:

To sign its name as surety to, and to execute, seal and acknowledge any and all bonds, and to respectively do and perform any and all acts and things set forth in the resolution of the Board of Directors of the said GRANITE RE, INC. a certified copy of which is hereto annexed and made a part of this Power of Attorney; and the said GRANITE RE, INC. through us, its Board of Directors, hereby ratifies and confirms all and whatsoever the said:

MICHAEL J. DOUGLAS; CHRIS STEINAGEL; CHRISTOPHER M. KEMP; KARLA HEFFRON; ROBERT DOWNEY; CONNIE SMITH; KORY MORTEL; ELIOT MOTU may lawfully do in the premises by virtue of these presents.

In Witness Whereof, the said GRANITE RE, INC. has caused this instrument to be sealed with its corporate seal, duly attested by the signatures of its President and Secretary/Treasurer, this 3rd day of January, 2020.

STATE OF OKLAHOMA)
) SS:
 COUNTY OF OKLAHOMA)



Kenneth D. Whittington

 Kenneth D. Whittington, President
Kyle P. McDonald

 Kyle P. McDonald, Treasurer

On this 3rd day of January, 2020, before me personally came Kenneth D. Whittington, President of the GRANITE RE, INC. Company and Kyle P. McDonald, Secretary/Treasurer of said Company, with both of whom I am personally acquainted, who being by me severally duly sworn, said, that they, the said Kenneth D. Whittington and Kyle P. McDonald were respectively the President and the Secretary/Treasurer of GRANITE RE, INC., the corporation described in and which executed the foregoing Power of Attorney; that they each knew the seal of said corporation; that the seal affixed to said Power of Attorney was such corporate seal, that it was so fixed by order of the Board of Directors of said corporation, and that they signed their name thereto by like order as President and Secretary/Treasurer, respectively, of the Company.

My Commission Expires:
 August 8, 2021
 Commission #: 01013257



Kathleen E. Carlson

 Notary Public

GRANITE RE, INC.
Certificate

THE UNDERSIGNED, being the duly elected and acting Secretary/Treasurer of Granite Re, Inc., a Minnesota Corporation, HEREBY CERTIFIES that the following resolution is a true and correct excerpt from the July 15, 1987, minutes of the meeting of the Board of Directors of Granite Re, Inc. and that said Power of Attorney has not been revoked and is now in full force and effect.

"RESOLVED, that the President, any Vice President, the Secretary, and any Assistant Vice President shall each have authority to appoint individuals as attorneys-in-fact or under other appropriate titles with authority to execute on behalf of the company fidelity and surety bonds and other documents of similar character issued by the Company in the course of its business. On any instrument making or evidencing such appointment, the signatures may be affixed by facsimile. On any instrument conferring such authority or on any bond or undertaking of the Company, the seal, or a facsimile thereof, may be impressed or affixed or in any other manner reproduced; provided, however, that the seal shall not be necessary to the validity of any such instrument or undertaking."

IN WITNESS WHEREOF, the undersigned has subscribed this Certificate and affixed the corporate seal of the Corporation this

13 day of MAR, 2020



Kyle P. McDonald

 Kyle P. McDonald, Secretary/Treasurer

SECTION H: AGREEMENT

THIS AGREEMENT made this 12th day of April in the year Two Thousand and Twenty between S&L UNDERGROUND, INC. hereinafter called the Contractor, and the City of Madison, Wisconsin, hereinafter called the City.

WHEREAS, the Common Council of the said City of Madison under the provisions of a resolution adopted MARCH 31, 2020, and by virtue of authority vested in the said Council, has awarded to the Contractor the work of performing certain construction.

NOW, THEREFORE, the Contractor and the City, for the consideration hereinafter named, agree as follows:

1. **Scope of Work.** The Contractor shall, perform the construction, execution and completion of the following listed complete work or improvement in full compliance with the Plans, Specifications, Standard Specifications, Supplemental Specifications, Special Provisions and contract; perform all items of work covered or stipulated in the proposal; perform all altered or extra work; and shall furnish, unless otherwise provided in the contract, all materials, implements, machinery, equipment, tools, supplies, transportation, and labor necessary to the prosecution and completion of the work or improvements:

TOEPFER AVENUE, HOLLY AVENUE, EUCLID AVENUE, AND ST. CLAIR STREET ASSESSMENT DISTRICT - 2019 CONTRACT NO. 8306

2. **Completion Date/Contract Time.** Construction work must begin within seven (7) calendar days after the date appearing on mailed written notice to do so shall have been sent to the Contractor and shall be carried on at a rate so as to secure full completion SEE SPECIAL PROVISIONS, the rate of progress and the time of completion being essential conditions of this Agreement.
3. **Contract Price.** The City shall pay to the Contractor at the times, in the manner and on the conditions set forth in said specifications, the sum of FOUR MILLION FOUR HUNDRED SEVENTY-SIX THOUSAND THREE HUNDRED NINETY-THREE AND 77/100 (\$4,476,393.77) Dollars being the amount bid by such Contractor and which was awarded to him/her as provided by law.
4. **Affirmative Action.** In the performance of the services under this Agreement the Contractor agrees not to discriminate against any employee or applicant because of race, religion, marital status, age, color, sex, disability, national origin or ancestry, income level or source of income, arrest record or conviction record, less than honorable discharge, physical appearance, sexual orientation, gender identity, political beliefs, or student status. The Contractor further agrees not to discriminate against any subcontractor or person who offers to subcontract on this contract because of race, religion, color, age, disability, sex, sexual orientation, gender identity or national origin.

The Contractor agrees that within thirty (30) days after the effective date of this agreement, the Contractor will provide to the City Affirmative Action Division certain workforce utilization statistics, using a form to be furnished by the City.

If the contract is still in effect, or if the City enters into a new agreement with the Contractor, within one year after the date on which the form was required to be provided, the Contractor will provide updated workforce information using a second form, also to be furnished by the City. The second form will be submitted to the City Affirmative Action Division no later than one year after the date on which the first form was required to be provided.

The Contractor further agrees that, for at least twelve (12) months after the effective date of this contract, it will notify the City Affirmative Action Division of each of its job openings at facilities in

The notice will include a job description, classification, qualifications and application procedures and deadlines. The Contractor agrees to interview and consider candidates referred by the Affirmative Action Division if the candidate meets the minimum qualification standards established by the Contractor, and if the referral is timely. A referral is timely if it is received by the Contractor on or before the date started in the notice.

Articles of Agreement
Article I

The Contractor shall take affirmative action in accordance with the provisions of this contract to insure that applicants are employed, and that employees are treated during employment without regard to race, religion, color, age, marital status, disability, sex, sexual orientation, gender identity or national origin and that the employer shall provide harassment free work environment for the realization of the potential of each employee. Such action shall include, but not be limited to, the following: employment, upgrading, demotion or transfer, recruitment or recruitment advertising, layoff or termination, rates of pay or other forms of compensation and selection for training including apprenticeship insofar as it is within the control of the Contractor. The Contractor agrees to post in conspicuous places available to employees and applicants notices to be provided by the City setting out the provisions of the nondiscrimination clauses in this contract.

Article II

The Contractor shall in all solicitations or advertisements for employees placed by or on behalf of the Contractors state that all qualified or qualifiable applicants will be employed without regard to race, religion, color, age, marital status, disability, sex, sexual orientation, gender identity or national origin.

Article III

The Contractor shall send to each labor union or representative of workers with which it has a collective bargaining agreement or other contract or understanding a notice to be provided by the City advising the labor union or worker's representative of the Contractor's equal employment opportunity and affirmative action commitments. Such notices shall be posted in conspicuous places available to employees and applicants for employment.

Article V

The Contractor agrees that it will comply with all provisions of the Affirmative Action Ordinance of the City of Madison, including the contract compliance requirements. The Contractor agrees to submit the model affirmative action plan for public works contractors in a form approved by the Affirmative Action Division Manager.

Article VI

The Contractor will maintain records as required by Section 39.02(9)(f) of the Madison General Ordinances and will provide the City Affirmative Action Division with access to such records and to persons who have relevant and necessary information, as provided in Section 39.02(9)(f). The City agrees to keep all such records confidential, except to the extent that public inspection is required by law.

Article VII

In the event of the Contractor's or subcontractor's failure to comply with the Equal Employment Opportunity and Affirmative Action Provisions of this contract or Section 39.03 and 39.02 of the Madison General Ordinances, it is agreed that the City at its option may do any or all of the following:

1. Cancel, terminate or suspend this Contract in whole or in part.
2. Declare the Contractor ineligible for further City contracts until the Affirmative Action requirements are met.
3. Recover on behalf of the City from the prime Contractor 0.5 percent of the contract award price for each week that such party fails or refuses to comply, in the nature of liquidated damages, but not to exceed a total of five percent (5%) of the contract price, or ten thousand dollars (\$10,000), whichever is less. Under public works contracts, if a subcontractor is in noncompliance, the City may recover liquidated damages from the prime Contractor in the manner described above. The preceding sentence shall not be construed to prohibit a prime Contractor from recovering the amount of such damage from the non-complying subcontractor.

Article VIII

The Contractor shall include the above provisions of this contract in every subcontract so that such provisions will be binding upon each subcontractor. The Contractor shall take such action with respect to any subcontractor as necessary to enforce such provisions, including sanctions provided for noncompliance.

Article IX

The Contractor shall allow the maximum feasible opportunity to small business enterprises to compete for any subcontracts entered into pursuant to this contract. (In federally funded contracts the terms "DBE, MBE and WBE" shall be substituted for the term "small business" in this Article.)

5. Substance Abuse Prevention Program Required. Prior to commencing work on the Contract, the Contractor, and any Subcontractor, shall have in place a written program for the prevention of substance abuse among its employees as required under Wis. Stat. Sec. 103.503.
6. **Contractor Hiring Practices.**

Ban the Box - Arrest and Criminal Background Checks. (Sec. 39.08, MGO)

This provision applies to all prime contractors on contracts entered into on or after January 1, 2016, and all subcontractors who are required to meet prequalification requirements under MGO 33.07(7)(l), MGO as of the first time they seek or renew pre-qualification status on or after January 1, 2016. The City will monitor compliance of subcontractors through the pre-qualification process.

- a. **Definitions.** For purposes of this section, "Arrest and Conviction Record" includes, but is not limited to, information indicating that a person has been questioned, apprehended, taken into custody or detention, held for investigation, arrested, charged with, indicted or tried for any felony, misdemeanor or other offense pursuant to any law enforcement or military authority.

"Conviction record" includes, but is not limited to, information indicating that a person has been convicted of a felony, misdemeanor or other offense, placed on probation, fined, imprisoned or paroled pursuant to any law enforcement or military authority.

"Background Check" means the process of checking an applicant's arrest and conviction record, through any means.

- b. **Requirements.** For the duration of this Contract, the Contractor shall:

1. Remove from all job application forms any questions, check boxes, or other inquiries regarding an applicant's arrest and conviction record, as defined herein.
2. Refrain from asking an applicant in any manner about their arrest or conviction record until after conditional offer of employment is made to the applicant in question.
3. Refrain from conducting a formal or informal background check or making any other inquiry using any privately or publicly available means of obtaining the arrest or conviction record of an applicant until after a conditional offer of employment is made to the applicant in question.
4. Make information about this ordinance available to applicants and existing employees, and post notices in prominent locations at the workplace with information about the ordinance and complaint procedure using language provided by the City.
5. Comply with all other provisions of Sec. 39.08, MGO.

c. Exemptions: This section shall not apply when:

1. Hiring for a position where certain convictions or violations are a bar to employment in that position under applicable law, or
2. Hiring a position for which information about criminal or arrest record, or a background check is required by law to be performed at a time or in a manner that would otherwise be prohibited by this ordinance, including a licensed trade or profession where the licensing authority explicitly authorizes or requires the inquiry in question.

To be exempt, Contractor has the burden of demonstrating that there is an applicable law or regulation that requires the hiring practice in question, if so, the contractor is exempt from all of the requirements of this ordinance for the position(s) in question.

**TOEPFER AVENUE, HOLLY AVENUE, EUCLID AVENUE, AND ST. CLAIR STREET
ASSESSMENT DISTRICT - 2019
CONTRACT NO. 8306**

IN WITNESS WHEREOF, the Contractor has hereunto set his/her hand and seal and the City has caused this contract to be sealed with its corporate seal and to be executed by its Mayor and City Clerk on the dates written below.

Countersigned:

Erika Seela 4/1/2020
Witness Date


Erika Seela 4/1/2020
Witness Date

S&L UNDERGROUND, INC.

Company Name

B. J. [Signature]
President

[Signature]
Secretary



CITY OF MADISON, WISCONSIN

Provisions have been made to pay the liability that will accrue under this contract.

[Signature] 4/14/2020
Finance Director Date

Natasha Holmes 4/21/2020
Witness Date

[Signature] 4/10/20
Witness Date

Approved as to form:

[Signature] 4/17/2020
City Attorney Date

[Signature] 4/21/20
Mayor Date

Maibeth Witzel-Behl 4-9-2020
City Clerk Date

SECTION I: PAYMENT AND PERFORMANCE BOND

KNOW ALL MEN BY THESE PRESENTS, that we S&L UNDERGROUND, INC. as principal, and Granite Re, Inc. Company of Minnesota as surety, are held and firmly bound unto the City of Madison, Wisconsin, in the sum of **FOUR MILLION FOUR HUNDRED SEVENTY-SIX THOUSAND THREE HUNDRED NINETY-THREE AND 77/100 (\$4,476,393.77)** Dollars, lawful money of the United States, for the payment of which sum to the City of Madison, we hereby bind ourselves and our respective executors and administrators firmly by these presents.

The condition of this Bond is such that if the above bounden shall on his/her part fully and faithfully perform all of the terms of the Contract entered into between him/herself and the City of Madison for the construction of:

**TOEPFER AVENUE, HOLLY AVENUE, EUCLID AVENUE, AND ST. CLAIR STREET
ASSESSMENT DISTRICT - 2019
CONTRACT NO. 8306**


in Madison, Wisconsin, and shall pay all claims for labor performed and material furnished in the prosecution of said work, and save the City harmless from all claims for damages because of negligence in the prosecution of said work, and shall save harmless the said City from all claims for compensation (under Chapter 102, Wisconsin Statutes) of employees and employees of subcontractor, then this Bond is to be void, otherwise of full force, virtue and effect.

Signed and sealed this 1st day of April, 2020

Countersigned:
Scott Egan
Witness

Danasee
Secretary

S&L UNDERGROUND, INC.
Company Name (Principal)
Bryan J. Zamboni
President Seal



Approved as to form:
Patricia Louten for
City Attorney

Granite Re, Inc.
Surety Seal
 Salary Employee Commission
By Eliot Motu
Attorney-in-Fact Eliot Motu

This certifies that I have been duly licensed as an agent for the above company in Wisconsin under National Producer Number 19354385 for the year 2020, and appointed as attorney-in-fact with authority to execute this payment and performance bond which power of attorney has not been revoked.

04/01/2020
Date

Eliot Motu
Agent Signature Eliot Motu

GRANITE RE, INC.
GENERAL POWER OF ATTORNEY

Know all Men by these Presents:

That GRANITE RE, INC., a corporation organized and existing under the laws of the State of MINNESOTA and having its principal office at the City of OKLAHOMA CITY in the State of OKLAHOMA does hereby constitute and appoint:

MICHAEL J. DOUGLAS; CHRIS STEINAGEL; CHRISTOPHER M. KEMP; KARLA HEFFRON; ROBERT DOWNEY; CONNIE SMITH; KORY MORTEL; ELIOT MOTU its true and lawful Attorney-in-Fact(s) for the following purposes, to wit:

To sign its name as surety to, and to execute, seal and acknowledge any and all bonds, and to respectively do and perform any and all acts and things set forth in the resolution of the Board of Directors of the said GRANITE RE, INC. a certified copy of which is hereto annexed and made a part of this Power of Attorney; and the said GRANITE RE, INC. through us, its Board of Directors, hereby ratifies and confirms all and whatsoever the said:

MICHAEL J. DOUGLAS; CHRIS STEINAGEL; CHRISTOPHER M. KEMP; KARLA HEFFRON; ROBERT DOWNEY; CONNIE SMITH; KORY MORTEL; ELIOT MOTU may lawfully do in the premises by virtue of these presents.

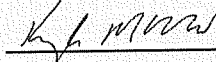
In Witness Whereof, the said GRANITE RE, INC. has caused this instrument to be sealed with its corporate seal, duly attested by the signatures of its President and Secretary/Treasurer, this 3rd day of January, 2020.

STATE OF OKLAHOMA)
) SS:
 COUNTY OF OKLAHOMA)





 Kenneth D. Whittington, President



 Kyle P. McDonald, Treasurer

On this 3rd day of January, 2020, before me personally came Kenneth D. Whittington, President of the GRANITE RE, INC. Company and Kyle P. McDonald, Secretary/Treasurer of said Company, with both of whom I am personally acquainted, who being by me severally duly sworn, said, that they, the said Kenneth D. Whittington and Kyle P. McDonald were respectively the President and the Secretary/Treasurer of GRANITE RE, INC., the corporation described in and which executed the foregoing Power of Attorney; that they each knew the seal of said corporation; that the seal affixed to said Power of Attorney was such corporate seal, that it was so fixed by order of the Board of Directors of said corporation, and that they signed their name thereto by like order as President and Secretary/Treasurer, respectively, of the Company.

My Commission Expires:
 August 8, 2021
 Commission #: 01013257





 Notary Public


GRANITE RE, INC.
Certificate

THE UNDERSIGNED, being the duly elected and acting Secretary/Treasurer of Granite Re, Inc., a Minnesota Corporation, HEREBY CERTIFIES that the following resolution is a true and correct excerpt from the July 15, 1987, minutes of the meeting of the Board of Directors of Granite Re, Inc. and that said Power of Attorney has not been revoked and is now in full force and effect.

"RESOLVED, that the President, any Vice President, the Secretary, and any Assistant Vice President shall each have authority to appoint individuals as attorneys-in-fact or under other appropriate titles with authority to execute on behalf of the company fidelity and surety bonds and other documents of similar character issued by the Company in the course of its business. On any instrument making or evidencing such appointment, the signatures may be affixed by facsimile. On any instrument conferring such authority or on any bond or undertaking of the Company, the seal, or a facsimile thereof, may be impressed or affixed or in any other manner reproduced; provided, however, that the seal shall not be necessary to the validity of any such instrument or undertaking."

IN WITNESS WHEREOF, the undersigned has subscribed this Certificate and affixed the corporate seal of the Corporation this 1st day of April, 2020.





 Kyle P. McDonald, Secretary/Treasurer

SECTION J: DAVIS-BACON LABOR PROVISIONS

The Davis-Bacon and Related Acts, apply to contractors and subcontractors performing on federally funded or assisted contracts in excess of \$2,000 for the construction, alteration, or repair (including painting and decorating) of public buildings or public works. Davis-Bacon Act and Related Act contractors and subcontractors must pay their laborers and mechanics employed under the contract no less than the locally prevailing wages and fringe benefits for corresponding work on similar projects in the area. The Davis-Bacon Act directs the Department of Labor to determine such locally prevailing wage rates. The Davis-Bacon Act applies to contractors and subcontractors performing work on federal or District of Columbia contracts. The Davis-Bacon Act prevailing wage provisions apply to the "Related Acts," under which federal agencies assist construction projects through grants, loans, loan guarantees, and insurance.

For prime contracts in excess of \$100,000, contractors and subcontractors must also, under the provisions of the Contract Work Hours and Safety Standards Act, as amended, pay laborers and mechanics, including guards and watchmen, at least one and one-half times their regular rate of pay for all hours worked over 40 in a workweek. The overtime provisions of the Fair Labor Standards Act may also apply to DBA-covered contracts.

(1) Minimum wages.

(i) All laborers and mechanics employed or working upon the site of the work will be paid unconditionally and not less often than once a week, and without subsequent deduction or rebate on any account (except such payroll deductions as are permitted by regulations issued by the Secretary of Labor under the Copeland Act (29 CFR part 3)), the full amount of wages and bona fide fringe benefits (or cash equivalents thereof) due at time of payment computed at rates not less than those contained in the applicable wage determination of the Secretary of Labor which the City, hereinafter the "RLF Recipient", obtained under the procedures specified, above, and made a part hereof, regardless of any contractual relationship which may be alleged to exist between the contractor and such laborers and mechanics.

Contributions made or costs reasonably anticipated for bona fide fringe benefits under section 1(b)(2) of the Davis-Bacon Act on behalf of laborers or mechanics are considered wages paid to such laborers or mechanics, subject to the provisions of paragraph (a)(1)(iv) of this section; also, regular contributions made or costs incurred for more than a weekly period (but not less often than quarterly) under plans, funds, or programs which cover the particular weekly period, are deemed to be constructively made or incurred during such weekly period. Such laborers and mechanics shall be paid the appropriate wage rate and fringe benefits on the wage determination for the classification of work actually performed, without regard to skill, except as provided in § 5.5(a)(4). Laborers or mechanics performing work in more than one classification may be compensated at the rate specified for each classification for the time actually worked therein: Provided that the employer's payroll records accurately set forth the time spent in each classification in which work is performed. The wage determination (including any additional classification and wage rates conformed under paragraph (a)(1)(ii) of this section) and the Davis-Bacon poster (WH-1321) shall be posted at all times by the contractor and its subcontractors at the site of the work in a prominent and accessible place where it can be easily seen by the workers. RLF Recipients shall require that the contractor and subcontractors include the name of the RLF Recipient employee or official responsible for monitoring compliance with DB on the poster. *A COPY OF THE REQUIRED DAVIS-BACON POSTER IS INCLUDED AT THE END OF THIS SECTION.*

(ii)(A) The RLF Recipient, on behalf of EPA, shall require that contracts and subcontracts entered into by borrowers and subrecipients provide that any class of laborers or mechanics, including helpers, which is not listed in the wage determination and which is to be employed under the contract shall be classified in conformance with the wage determination. The EPA Award Official shall approve, upon the request of the RLR Recipient an additional classification and wage rate and fringe benefits therefore only when the following criteria have been met:

(1) The work to be performed by the classification requested is not performed by a classification in the wage determination; and

(2) The classification is utilized in the area by the construction industry; and

(3) The proposed wage rate, including any bona fide fringe benefits, bears a reasonable relationship to the wage rates contained in the wage determination.

(B) If the contractor and the laborers and mechanics to be employed in the classification (if known), or their representatives, and the RLF Recipient and the borrower or subrecipient agree on the classification and wage rate (including the amount designated for fringe benefits where appropriate), a report of the action taken shall be sent by the RLF Recipient to the EPA Award Official. The Award Official will transmit the report, to the Administrator of the Wage and Hour Division, Employment Standards Administration, U.S. Department of Labor, Washington, DC 20210. The Administrator, or an authorized representative, will approve, modify, or disapprove every additional classification action within 30 days of receipt and so advise the award official or will notify the award official within the 30-day period that additional time is necessary.

(C) In the event the contractor, the laborers or mechanics to be employed in the classification or their representatives, **and the RLF Recipient and borrower or subrecipient** do not agree on the proposed classification and wage rate (including the amount designated for fringe benefits, where appropriate), the RLF Recipient shall provide a report on the disagreement which includes submissions by all interested parties to the EPA Award Official. The Award Official shall refer the questions, including the views of all interested parties and the recommendation of the award official, to the Administrator for determination. The Administrator, or an authorized representative, will issue a determination within 30 days of receipt and so advise the Award Official or will notify the Award Official within the 30-day period that additional time is necessary. The Award Official will direct that the RLF Recipient take appropriate action to implement the Administrator's determination.

(D) The wage rate (including fringe benefits where appropriate) determined pursuant to paragraphs (a)(1)(ii)(B) or (C) of this section, shall be paid to all workers performing work in the classification under this contract from the first day on which work is performed in the classification.

(iii) Whenever the minimum wage rate prescribed in the contract for a class of laborers or mechanics includes a fringe benefit which is not expressed as an hourly rate, the contractor shall either pay the benefit as stated in the wage determination or shall pay another bona fide fringe benefit or an hourly cash equivalent thereof.

(iv) If the contractor does not make payments to a trustee or other third person, the contractor may consider as part of the wages of any laborer or mechanic the amount of any costs reasonably anticipated in providing bona fide fringe benefits under a plan or program, Provided, That the Secretary of Labor has found, upon the written request of the contractor, that the

applicable standards of the Davis-Bacon Act have been met. The Secretary of Labor may require the contractor to set aside in a separate account assets for the meeting of obligations under the plan or program.

(1) Withholding. The RLF Recipient, upon written request of the Award Official or an authorized representative of the Department of Labor, shall withhold or cause the borrower or subrecipient to withhold from the contractor under the affected contract or any other Federal contract with the same prime contractor, or any other federally-assisted contract subject to Davis-Bacon prevailing wage requirements, which is held by the same prime contractor, so much of the accrued payments or advances as may be considered necessary to pay laborers and mechanics, including apprentices, trainees, and helpers, employed by the contractor or any subcontractor the full amount of wages required by the contract. In the event of failure to pay any laborer or mechanic, including any apprentice, trainee, or helper, employed or working on the site of the work, all or part of the wages required by the contract, EPA may, after written notice to the contractor, or RLF Recipient take such action as may be necessary to cause the suspension of any further payment, advance, or guarantee of funds until such violations have ceased.

(2) Payrolls and basic records.

(i) Payrolls and basic records relating thereto shall be maintained by the contractor during the course of the work and preserved for a period of three years thereafter for all laborers and mechanics working at the site of the work. Such records shall contain the name, address, and social security number of each such worker, his or her correct classification, hourly rates of wages paid (including rates of contributions or costs anticipated for bona fide fringe benefits or cash equivalents thereof of the types described in section 1(b)(2)(B) of the Davis-Bacon Act), daily and weekly number of hours worked, deductions made and actual wages paid. Whenever the Secretary of Labor has found under 29 CFR 5.5(a)(1)(iv) that the wages of any laborer or mechanic include the amount of any costs reasonably anticipated in providing benefits under a plan or program described in section 1(b)(2)(B) of the Davis-Bacon Act, the contractor shall maintain records which show that the commitment to provide such benefits is enforceable, that the plan or program is financially responsible, and that the plan or program has been communicated in writing to the laborers or mechanics affected, and records which show the costs anticipated or the actual cost incurred in providing such benefits. Contractors employing apprentices or trainees under approved programs shall maintain written evidence of the registration of apprenticeship programs and certification of trainee programs, the registration of the apprentices and trainees, and the ratios and wage rates prescribed in the applicable programs.

(ii)(A) The contractor shall submit weekly for each week in which any contract work is performed a copy of all payrolls to the borrower or subrecipient and to the RLF Recipient who will maintain the records on behalf of EPA. The payrolls submitted shall set out accurately and completely all of the information required to be maintained under 29 CFR 5.5(a)(3)(i), except that full social security numbers and home addresses shall not be included on weekly transmittals. Instead the payrolls shall only need to include an individually identifying number for each employee (e.g., the last four digits of the employee's social security number). The required weekly payroll information may be submitted in any form desired. Optional Form WH-347 is available for this purpose from the Wage and Hour Division Web site at <https://www.dol.gov/whd/programs/dbra/wh347.htm> or its successor site. The prime contractor is responsible for the submission of copies of payrolls by all subcontractors. Contractors and subcontractors shall maintain the full social security number and current address of each covered worker, and shall provide them upon request to the RLF Recipient for transmission to

the EPA, if requested by EPA, the contractor, or the Wage and Hour Division of the Department of Labor for purposes of an investigation or audit of compliance with prevailing wage requirements. It is not a violation of this section for a prime contractor to require a subcontractor to provide addresses and social security numbers to the prime contractor for its own records, without weekly submission to the RLF Recipient.

(B) Each payroll submitted to the RLF Recipient shall be accompanied by a "Statement of Compliance," signed by the contractor or subcontractor or his or her agent who pays or supervises the payment of the persons employed under the contract and shall certify the following:

(1) That the payroll for the payroll period contains the information required to be provided under § 5.5 (a) (3) (ii) of Regulations, 29 CFR part 5, the appropriate information is being maintained under § 5.5 (a) (3) (i) of Regulations, 29 CFR part 5, and that such information is correct and complete;

(2) That each laborer or mechanic (including each helper, apprentice, and trainee) employed on the contract during the payroll period has been paid the full weekly wages earned, without rebate, either directly or indirectly, and that no deductions have been made either directly or indirectly from the full wages earned, other than permissible deductions as set forth in Regulations, 29 CFR part 3;

(3) That each laborer or mechanic has been paid not less than the applicable wage rates and fringe benefits or cash equivalents for the classification of work performed, as specified in the applicable wage determination incorporated into the contract.

(C) The weekly submission of a properly executed certification set forth on the reverse side of Optional Form WH-347 shall satisfy the requirement for submission of the "Statement of Compliance" required by paragraph (a)(3)(ii)(B) of this section.

(D) The falsification of any of the above certifications may subject the contractor or subcontractor to civil or criminal prosecution under section 1001 of title 18 and section 231 of title 31 of the United States Code.

(iii) The contractor or subcontractor shall make the records required under paragraph (a)(3)(i) of this section available for inspection, copying, or transcription by authorized representatives of the EPA or the Department of Labor, and shall permit such representatives to interview employees during working hours on the job. If the contractor or subcontractor fails to submit the required records or to make them available, EPA may, after written notice to the contractor, **Recipient, borrower or recipient**, sponsor, applicant, or owner, take such action as may be necessary to cause the suspension of any further payment, advance, or guarantee of funds. Furthermore, failure to submit the required records upon request or to make such records available may be grounds for debarment action pursuant to 29 CFR 5.12.

(4) Apprentices and Trainees

(i) Apprentices. Apprentices will be permitted to work at less than the predetermined rate for the work they performed when they are employed pursuant to and individually registered in a bona fide apprenticeship program registered with the U.S. Department of Labor, Employment and Training Administration, Office of Apprenticeship Training, Employer and Labor Services, or with a State Apprenticeship Agency recognized by the Office, or if a person is employed in his or her first 90 days of probationary employment as an apprentice in such an apprenticeship program,

who is not individually registered in the program, but who has been certified by the Office of Apprenticeship Training, Employer and Labor Services or a State Apprenticeship Agency (where appropriate) to be eligible for probationary employment as an apprentice. The allowable ratio of apprentices to journeymen on the job site in any craft classification shall not be greater than the ratio permitted to the contractor as to the entire work force under the registered program. Any worker listed on a payroll at an apprentice wage rate, who is not registered or otherwise employed as stated above, shall be paid not less than the applicable wage rate on the wage determination for the classification of work actually performed. In addition, any apprentice performing work on the job site in excess of the ratio permitted under the registered program shall be paid not less than the applicable wage rate on the wage determination for the work actually performed. Where a contractor is performing construction on a project in a locality other than that in which its program is registered, the ratios and wage rates (expressed in percentages of the journeyman's hourly rate) specified in the contractor's or subcontractor's registered program shall be observed. Every apprentice must be paid at not less than the rate specified in the registered program for the apprentice's level of progress, expressed as a percentage of the journeymen hourly rate specified in the applicable wage determination. Apprentices shall be paid fringe benefits in accordance with the provisions of the apprenticeship program. If the apprenticeship program does not specify fringe benefits, apprentices must be paid the full amount of fringe benefits listed on the wage determination for the applicable classification. If the Administrator determines that a different practice prevails for the applicable apprentice classification, fringes shall be paid in accordance with that determination. In the event the Office of Apprenticeship Training, Employer and Labor Services, or a State Apprenticeship Agency recognized by the Office, withdraws approval of an apprenticeship program, the contractor will no longer be permitted to utilize apprentices at less than the applicable predetermined rate for the work performed until an acceptable program is approved.

(ii) Trainees. Except as provided in 29 CFR 5.16, trainees will not be permitted to work at less than the predetermined rate for the work performed unless they are employed pursuant to and individually registered in a program which has received prior approval, evidenced by formal certification by the U.S. Department of Labor, Employment and Training Administration. The ratio of trainees to journeymen on the job site shall not be greater than permitted under the plan approved by the Employment and Training Administration. Every trainee must be paid at not less than the rate specified in the approved program for the trainee's level of progress, expressed as a percentage of the journeyman hourly rate specified in the applicable wage determination. Trainees shall be paid fringe benefits in accordance with the provisions of the trainee program. If the trainee program does not mention fringe benefits, trainees shall be paid the full amount of fringe benefits listed on the wage determination unless the Administrator of the Wage and Hour Division determines that there is an apprenticeship program associated with the corresponding journeyman wage rate on the wage determination which provides for less than full fringe benefits for apprentices. Any employee listed on the payroll at a trainee rate who is not registered and participating in a training plan approved by the Employment and Training Administration shall be paid not less than the applicable wage rate on the wage determination for the classification of work actually performed. In addition, any trainee performing work on the job site in excess of the ratio permitted under the registered program shall be paid not less than the applicable wage rate on the wage determination for the work actually performed. In the event the Employment and Training Administration withdraws approval of a training program, the contractor will no longer be permitted to utilize trainees at less than the applicable predetermined rate for the work performed until an acceptable program is approved.

(iii) Equal employment opportunity. The utilization of apprentices, trainees and journeymen under this part shall be in conformity with the equal employment opportunity requirements of Executive Order 11246, as amended and 29 CFR part 30.

(5) Compliance with Copeland Act requirements. The contractor shall comply with the requirements of 29 CFR Part 3, which are incorporated by reference in this contract.

(6) Subcontracts. The contractor or subcontractor shall insert in any subcontracts the clauses contained in 29 CFR 5.5(a)(1) through (10) and such other clauses as the EPA may by appropriate instructions require, and also a clause requiring the subcontractors to include these clauses in any lower tier subcontracts. The prime contractor shall be responsible for the compliance by any subcontractor or lower tier subcontractor with all the contract clauses in this term and condition.

(7) Contract termination: debarment. A breach of the contract clauses in 29 CFR 5.5 may be grounds for termination of the contract, and for debarment as a contractor and a subcontractor as provided in 29 CFR 5.12.

(8) Compliance with Davis-Bacon and Related Act requirements. All rulings and interpretations of the Davis-Bacon and Related Acts contained in 29 CFR parts 1, 3, and 5 are herein incorporated by reference in this contract.

(9) Disputes concerning labor standards. Disputes arising out of the labor standards provisions of this contract shall not be subject to the general disputes clause of this contract. Such disputes shall be resolved in accordance with the procedures of the Department of Labor set forth in 29 CFR parts 5, 6, and 7. Disputes within the meaning of this clause include disputes between the contractor (or any of its subcontractors), **the RLF Recipient, borrower or subrecipient and EPA**, the U.S. Department of Labor, or the employees or their representatives.

(10) Certification of eligibility.

(i) By entering into this contract, the contractor certifies that neither it (nor he or she) nor any person or firm who has an interest in the contractor's firm is a person or firm ineligible to be awarded Government contracts by virtue of section 3(a) of the Davis-Bacon Act or 29 CFR 5.12(a)(1).

(ii) No part of this contract shall be subcontracted to any person or firm ineligible for award of a Government contract by virtue of section 3(a) of the Davis-Bacon Act or 29 CFR 5.12(a)(1).

(iii) The penalty for making false statements is prescribed in the U.S. Criminal Code, 18 U.S.C. 1001.

4. Contract Provisions for Contracts in Excess of \$100,000

(a) Contract Work Hours and Safety Standards Act. **The RLF Recipient shall ensure that subrecipients and borrowers** insert the following clauses set forth in paragraphs (a)(1), (2), (3), and (4) of this section in full in any contract in an amount in excess of \$100,000 and subject to the overtime provisions of the Contract Work Hours and Safety Standards Act. These clauses shall be inserted in addition to the clauses required by Item 3, above or 29 CFF 4.6. As used in this paragraph, the terms laborers and mechanics include watchmen and guards.

(1) Overtime requirements. No contractor or subcontractor contracting for any part of the contract work which may require or involve the employment of laborers or mechanics shall require or permit any such laborer or mechanic in any workweek in which he or she is employed on such work to work in excess of forty hours in such workweek unless such laborer or

mechanic receives compensation at a rate not less than one and one-half times the basic rate of pay for all hours worked in excess of forty hours in such workweek.

(2) Violation; liability for unpaid wages; liquidated damages. In the event of any violation of the clause set forth in paragraph (a) (1) of this section the contractor and any subcontractor responsible therefor shall be liable for the unpaid wages. In addition, such contractor and subcontractor shall be liable to the United States (in the case of work done under contract for the District of Columbia or a territory, to such District or to such territory), for liquidated damages. Such liquidated damages shall be computed with respect to each individual laborer or mechanic, including watchmen and guards, employed in violation of the clause set forth in paragraph (a) (1) of this section, in the sum of \$10 for each calendar day on which such individual was required or permitted to work in excess of the standard workweek of forty hours without payment of the overtime wages required by the clause set forth in paragraph (a) (1) of this section.

(3) Withholding for unpaid wages and liquidated damages. The RLF Recipient shall upon written request from the Award Official or an authorized representative of the Department of Labor withhold or cause to be withheld by the borrower or subrecipient from any moneys payable on account of work performed by the contractor or subcontractor under any such contract or any other Federal contract with the same prime contractor, or any other federally-assisted contract subject to the Contract Work Hours and Safety Standards Act, which is held by the same prime contractor, such sums as may be determined to be necessary to satisfy any liabilities of such contractor or subcontractor for unpaid wages and liquidated damages as provided in the clause set forth in paragraph (a)(2) of this section.

(4) Subcontracts. The contractor or subcontractor shall insert in any subcontracts the clauses set forth in paragraph (a) (1) through (4) of this section and also a clause requiring the subcontractors to include these clauses in any lower tier subcontracts. The prime contractor shall be responsible for compliance by any subcontractor or lower tier subcontractor with the clauses set forth in paragraphs (a)(1) through (4) of this section.

(b) In addition to the clauses contained in Item 3, above, in any contract subject only to the Contract Work Hours and Safety Standards Act and not to any of the other statutes cited in 29 CFR 5.1, the RLF Recipient shall insert a clause requiring that the contractor or subcontractor shall maintain payrolls and basic payroll records during the course of the work and shall preserve them for a period of three years from the completion of the contract for all laborers and mechanics, including guards and watchmen, working on the contract. Such records shall contain the name and address of each such employee, social security number, correct classifications, hourly rates of wages paid, daily and weekly number of hours worked, deductions made, and actual wages paid. Further, the RLF Recipient shall insert in any such contract a clause providing that the records to be maintained under this paragraph shall be made available by the contractor or subcontractor for inspection, copying, or transcription by authorized representatives of the (write the name of agency) and the Department of Labor, and the contractor or subcontractor will permit such representatives to interview employees during working hours on the job.

EMPLOYEE RIGHTS

UNDER THE DAVIS-BACON ACT

FOR LABORERS AND MECHANICS EMPLOYED ON FEDERAL OR FEDERALLY ASSISTED CONSTRUCTION PROJECTS

PREVAILING WAGES

You must be paid not less than the wage rate listed in the Davis-Bacon Wage Decision posted with this Notice for the work you perform.

OVERTIME

You must be paid not less than one and one-half times your basic rate of pay for all hours worked over 40 in a work week. There are few exceptions.

ENFORCEMENT

Contract payments can be withheld to ensure workers receive wages and overtime pay due, and liquidated damages may apply if overtime pay requirements are not met. Davis-Bacon contract clauses allow contract termination and debarment of contractors from future federal contracts for up to three years. A contractor who falsifies certified payroll records or induces wage kickbacks may be subject to civil or criminal prosecution, fines and/or imprisonment.

APPRENTICES

Apprentice rates apply only to apprentices properly registered under approved Federal or State apprenticeship programs.

PROPER PAY

If you do not receive proper pay, or require further information on the applicable wages, contact the Contracting Officer listed below:

or contact the U.S. Department of Labor's Wage and Hour Division.



WAGE AND HOUR DIVISION
UNITED STATES DEPARTMENT OF LABOR

1-866-487-9243
TTY: 1-877-889-5627
www.dol.gov/whd



SECTION K:DAVIS BACON WAGE RATES

"General Decision Number: WI20200010 03/06/2020

Superseded General Decision Number: WI20190010

State: Wisconsin

Construction Type: Highway

Counties: Wisconsin Statewide.

HIGHWAY, AIRPORT RUNWAY & TAXIWAY CONSTRUCTION PROJECTS (does not include bridges over navigable waters; tunnels; buildings in highway rest areas; and railroad construction)

Note: Under Executive Order (EO) 13658, an hourly minimum wage of \$10.80 for calendar year 2020 applies to all contracts subject to the Davis-Bacon Act for which the contract is awarded (and any solicitation was issued) on or after January 1, 2015. If this contract is covered by the EO, the contractor must pay all workers in any classification listed on this wage determination at least \$10.80 per hour (or the applicable wage rate listed on this wage determination, if it is higher) for all hours spent performing on the contract in calendar year 2020. If this contract is covered by the EO and a classification considered necessary for performance of work on the contract does not appear on this wage determination, the contractor must pay workers in that classification at least the wage rate determined through the conformance process set forth in 29 CFR 5.5(a)(1)(ii) (or the EO minimum wage rate, if it is higher than the conformed wage rate). The EO minimum wage rate will be adjusted annually. Please note that this EO applies to the above-mentioned types of contracts entered into by the federal government that are subject to the Davis-Bacon Act itself, but it does not apply to contracts subject only to the Davis-Bacon Related Acts, including those set forth at 29 CFR 5.1(a)(2)-(60). Additional information on contractor requirements and worker protections under the EO is available at www.dol.gov/whd/govcontracts.

Modification Number	Publication Date
0	01/03/2020
1	01/24/2020
2	02/28/2020
3	03/06/2020

BRWI0001-002 06/03/2019

CRAWFORD, JACKSON, JUNEAU, LA CROSSE, MONROE, TREMPLEAU, AND VERNON COUNTIES

	Rates	Fringes
BRICKLAYER.....	\$ 33.80	24.28

BRWI0002-002 06/01/2019

ASHLAND, BAYFIELD, DOUGLAS, AND IRON COUNTIES

	Rates	Fringes
BRICKLAYER.....	\$ 39.94	23.30

BRWI0002-005 06/01/2019

ADAMS, ASHLAND, BARRON, BROWN, BURNETT, CALUMET, CHIPPEWA, CLARK, COLUMBIA, DODGE, DOOR, DUNN, FLORENCE, FOND DU LAC, FOREST, GREEN LAKE, IRON, JEFFERSON, KEWAUNEE, LANGLADE, LINCOLN, MANITOWOC, MARATHON, MARINETTE, MARQUETTE, MENOMINEE, OCONTO, ONEIDA, OUTAGAMIE, POLK, PORTAGE, RUSK, ST CROIX, SAUK, SHAWANO, SHEBOYGAN, TAYLOR, VILAS, WALWORTH, WAUPACA, WAUSHARA,

SECTION K:DAVIS BACON WAGE RATES

WINNEBAGO, AND WOOD COUNTIES

	Rates	Fringes
CEMENT MASON/CONCRETE FINISHER...\$	35.51	23.37

BRWI0003-002 06/03/2019		

BROWN, DOOR, FLORENCE, KEWAUNEE, MARINETTE, AND OCONTO COUNTIES

	Rates	Fringes
BRICKLAYER.....\$	34.18	23.90

BRWI0004-002 06/01/2019		

KENOSHA, RACINE, AND WALWORTH COUNTIES

	Rates	Fringes
BRICKLAYER.....\$	38.43	25.10

BRWI0006-002 06/01/2019		

ADAMS, CLARK, FOREST, LANGLADE, LINCOLN, MARATHON, MENOMINEE, ONEIDA, PORTAGE, PRICE, TAYLOR, VILAS AND WOOD COUNTIES

	Rates	Fringes
BRICKLAYER.....\$	35.06	23.02

BRWI0007-002 06/03/2019		

GREEN, LAFAYETTE, AND ROCK COUNTIES

	Rates	Fringes
BRICKLAYER.....\$	35.57	24.22

BRWI0008-002 06/01/2019		

MILWAUKEE, OZAUKEE, WASHINGTON, AND WAUKESHA COUNTIES

	Rates	Fringes
BRICKLAYER.....\$	38.93	24.22

BRWI0011-002 06/03/2019		

CALUMET, FOND DU LAC, MANITOWOC, AND SHEBOYGAN COUNTIES

	Rates	Fringes
BRICKLAYER.....\$	34.18	23.90

BRWI0019-002 06/03/2019		

BARRON, BUFFALO, BURNETT, CHIPPEWA, DUNN, EAU CLAIRE, PEPIN, PIERCE, POLK, RUSK, ST. CROIX, SAWYER AND WASHBURN COUNTIES

	Rates	Fringes
BRICKLAYER.....\$	33.40	24.68

BRWI0034-002 06/03/2019		

COLUMBIA AND SAUK COUNTIES

Rates	Fringes
-------	---------

SECTION K: DAVIS BACON WAGE RATES

BRICKLAYER.....\$ 35.56 24.23

 CARP0087-001 05/01/2016

BURNETT (W. of Hwy 48), PIERCE (W. of Hwy 29), POLK (W. of Hwys 35, 48 & 65), AND ST. CROIX (W. of Hwy 65) COUNTIES

Rates Fringes

Carpenter & Piledrivermen.....\$ 36.85 18.39

 CARP0252-002 06/01/2016

ADAMS, BARRON, BAYFIELD (Eastern 2/3), BROWN, BUFFALO, BURNETT (E. of Hwy 48), CALUMET, CHIPPEWA, CLARK, COLUMBIA, CRAWFORD, DANE, DODGE, DOOR, DUNN, EAU CLAIRE, FLORENCE (except area bordering Michigan State Line), FOND DU LAC, FOREST, GRANT, GREEN, GREEN LAKE, IOWA, IRON, JACKSON, JEFFERSON, JUNEAU, KEWAUNEE, LA CROSSE, LAFAYETTE, LANGLADE, LINCOLN, MANITOWOC, MARATHON, MARINETTE (except N.E. corner), MARQUETTE, MENOMINEE, MONROE, OCONTO, ONEIDA, OUTAGAMIE, PEPIN, PIERCE (E. of Hwys 29 & 65), POLK (E. of Hwys 35, 48 & 65), PORTAGE, PRICE, RICHLAND, ROCK, RUSK, SAUK, SAWYER, SHAWANO, SHEBOYGAN, ST CROIX (E. of Hwy 65), TAYLOR, TREMPLEAU, VERNON, VILAS, WALWORTH, WASHBURN, WAUPACA, WAUSHARA, WINNEBAGO, AND WOOD COUNTIES

Rates Fringes

CARPENTER

CARPENTER.....\$ 33.56 18.00
 MILLWRIGHT.....\$ 35.08 18.35
 PILEDRIVER.....\$ 34.12 18.00

 CARP0252-010 06/01/2016

ASHLAND COUNTY

Rates Fringes

Carpenters

Carpenter.....\$ 33.56 18.00
 Millwright.....\$ 35.08 18.35
 Pile Driver.....\$ 34.12 18.00

 CARP0264-003 06/01/2016

KENOSHA, MILWAUKEE, OZAUKEE, RACINE, WAUKESHA, AND WASHINGTON COUNTIES

Rates Fringes

CARPENTER.....\$ 35.78 22.11

 CARP0361-004 05/01/2018

BAYFIELD (West of Hwy 63) AND DOUGLAS COUNTIES

Rates Fringes

CARPENTER.....\$ 36.15 20.43

 CARP2337-001 06/01/2016

ZONE A: MILWAUKEE, OZAUKEE, WAUKESHA AND WASHINGTON

ZONE B: KENOSHA & RACINE

SECTION K: DAVIS BACON WAGE RATES

	Rates	Fringes
PILED RIVERMAN		
Zone A.....	\$ 31.03	22.69
Zone B.....	\$ 31.03	22.69

 ELEC0014-002 06/03/2019

ASHLAND, BARRON, BAYFIELD, BUFFALO, BURNETT, CHIPPEWA, CLARK
 (except Maryville, Colby, Unity, Sherman, Fremont, Lynn &
 Sherwood), CRAWFORD, DUNN, EAU CLAIRE, GRANT, IRON, JACKSON, LA
 CROSSE, MONROE, PEPIN, PIERCE, POLK, PRICE, RICHLAND, RUSK, ST
 CROIX, SAWYER, TAYLOR, TREMPLEAU, VERNON, AND WASHBURN
 COUNTIES

	Rates	Fringes
Electricians:.....	\$ 35.59	20.87

 ELEC0014-007 06/03/2019

REMAINING COUNTIES

	Rates	Fringes
Teledata System Installer		
Installer/Technician.....	\$ 27.25	14.34

Low voltage construction, installation, maintenance and
 removal of teledata facilities (voice, data, and video)
 including outside plant, telephone and data inside wire,
 interconnect, terminal equipment, central offices, PABX,
 fiber optic cable and equipment, micro waves, V-SAT,
 bypass, CATV, WAN (wide area networks), LAN (local area
 networks), and ISDN (integrated systems digital network).

 ELEC0127-002 06/01/2019

KENOSHA COUNTY

	Rates	Fringes
Electricians:.....	\$ 40.49	30%+12.07

 ELEC0158-002 06/03/2019

BROWN, DOOR, KEWAUNEE, MANITOWOC (except Schleswig),
 MARINETTE (Wausaukee and area South thereof), OCONTO, MENOMINEE
 (East of a line 6 miles West of the West boundary of Oconto
 County), SHAWANO (Except Area North of Townships of Aniwa and
 Hutchins) COUNTIES

	Rates	Fringes
Electricians:.....	\$ 33.52	29.75%+10.26

 ELEC0159-003 06/01/2019

COLUMBIA, DANE, DODGE (Area West of Hwy 26, except Chester and
 Emmet Townships), GREEN, LAKE (except Townships of Berlin,
 Seneca, and St. Marie), IOWA, MARQUETTE (except Townships of
 Neshkoka, Crystal Lake, Newton, and Springfield), and SAUK
 COUNTIES

	Rates	Fringes
Electricians:.....	\$ 40.30	22.24

SECTION K:DAVIS BACON WAGE RATES

 ELEC0219-004 06/01/2016

FLORENCE COUNTY (Townships of Aurora, Commonwealth, Fern, Florence and Homestead) AND MARINETTE COUNTY (Township of Niagara)

	Rates	Fringes
Electricians:		
Electrical contracts over \$180,000.....	\$ 32.38	18.63
Electrical contracts under \$180,000.....	\$ 30.18	18.42

 ELEC0242-005 05/16/2018

DOUGLAS COUNTY

	Rates	Fringes
Electricians:.....	\$ 36.85	26.17

 ELEC0388-002 06/03/2019

ADAMS, CLARK (Colby, Freemont, Lynn, Mayville, Sherman, Sherwood, Unity), FOREST, JUNEAU, LANGLADE, LINCOLN, MARATHON, MARINETTE (Beecher, Dunbar, Goodman & Pembine), MENOMINEE (Area West of a line 6 miles West of the West boundary of Oconto County), ONEIDA, PORTAGE, SHAWANO (Aniwa and Hutchins), VILAS AND WOOD COUNTIES

	Rates	Fringes
Electricians:.....	\$ 33.56	26%+11.01

 ELEC0430-002 01/01/2020

RACINE COUNTY (Except Burlington Township)

	Rates	Fringes
Electricians:.....	\$ 40.30	22.19

 ELEC0494-005 06/01/2019

MILWAUKEE, OZAUKEE, WASHINGTON, AND WAUKESHA COUNTIES

	Rates	Fringes
Electricians:.....	\$ 41.03	25.11

 * ELEC0494-006 01/01/2020

CALUMET (Township of New Holstein), DODGE (East of Hwy 26 including Chester Township), FOND DU LAC, MANITOWOC (Schleswig), and SHEBOYGAN COUNTIES

	Rates	Fringes
Electricians:.....	\$ 34.99	22.31

 ELEC0494-013 06/01/2019

DODGE (East of Hwy 26 including Chester Twp, excluding Emmet Twp), FOND DU LAC (Except Waupun), MILWAUKEE, OZAUKEE, MANITOWOC (Schleswig), WASHINGTON, AND WAUKESHA COUNTIES

SECTION K:DAVIS BACON WAGE RATES

	Rates	Fringes
Sound & Communications		
Installer.....	\$ 20.53	18.13
Technician.....	\$ 30.18	19.58

Installation, testing, maintenance, operation and servicing of all sound, intercom, telephone interconnect, closed circuit TV systems, radio systems, background music systems, language laboratories, electronic carillon, antenna distribution systems, clock and program systems and low-voltage systems such as visual nurse call, audio/visual nurse call systems, doctors entrance register systems. Includes all wire and cable carrying audio, visual, data, light and radio frequency signals. Includes the installation of conduit, wiremold, or raceways in existing structures that have been occupied for six months or more where required for the protection of the wire or cable, but does not mean a complete conduit or raceway system. work covered does not include the installation of conduit, wiremold or any raceways in any new construction, or the installation of power supply outlets by means of which external electric power is supplied to any of the foregoing equipment or products

ELEC0577-003 06/01/2019

CALUMET (except Township of New Holstein), GREEN LAKE (N. part including Townships of Berlin, St Marie, and Seneca), MARQUETTE (N. part including Townships of Crystal Lake, Neshkoro, Newton, and Springfield), OUTAGAMIE, WAUPACA, WAUSHARA, AND WINNEBAGO COUNTIES

	Rates	Fringes
Electricians:.....	\$ 33.15	28.50%+10.00

ELEC0890-003 06/01/2019

DODGE (Emmet Township only), GREEN, JEFFERSON, LAFAYETTE, RACINE (Burlington Township), ROCK AND WALWORTH COUNTIES

	Rates	Fringes
Electricians:.....	\$ 35.91	25.95%+10.83

ELEC0953-001 06/02/2019

	Rates	Fringes
Line Construction:		
(1) Lineman.....	\$ 47.53	21.43
(2) Heavy Equipment Operator.....	\$ 42.78	19.80
(3) Equipment Operator.....	\$ 38.02	18.40
(4) Heavy Groundman Driver..	\$ 33.27	16.88
(5) Light Groundman Driver..	\$ 30.89	16.11
(6) Groundsman.....	\$ 26.14	14.60

ENGI0139-005 06/03/2019

	Rates	Fringes
Power Equipment Operator		
Group 1.....	\$ 41.17	23.03
Group 2.....	\$ 40.67	23.03
Group 3.....	\$ 40.17	23.03
Group 4.....	\$ 39.91	23.03
Group 5.....	\$ 39.62	23.03

SECTION K: DAVIS BACON WAGE RATES

Group 6.....\$ 33.72 23.03

HAZARDOUS WASTE PREMIUMS:

- EPA Level "A" protection - \$3.00 per hour
- EPA Level "B" protection - \$2.00 per hour
- EPA Level "C" protection - \$1.00 per hour

POWER EQUIPMENT OPERATORS CLASSIFICATIONS

GROUP 1: Cranes, tower cranes, and derricks with or without attachments with a lifting capacity of over 100 tons; or cranes, tower cranes, and derricks with boom, leads and/or jib lengths measuring 176 feet or longer.

GROUP 2: Cranes, tower cranes and derricks with or without attachments with a lifting capacity of 100 tons or less; or cranes, tower cranes, and derricks with boom, leads, and/or jibs lengths measuring 175 feet or under and Backhoes (excavators) weighing 130,000 lbs and over; caisson rigs; pile driver; dredge operator; dredge engineer; Boat Pilot.

GROUP 3: Mechanic or welder - Heavy duty equipment; cranes with a lifting capacity of 25 tons or under; concrete breaker (manual or remote); vibratory/sonic concrete breaker; concrete laser screed; concrete slipform paver; concrete batch plant operator; concrete pvt. spreader - heavy duty (rubber tired); concrete spreader & distributor; automatic subgrader (concrete); concrete grinder & planing machine; concrete slipform curb & gutter machine; slipform concrete placer; tube finisher; hydro blaster (10,000 psi & over); bridge paver; concrete conveyor system; concrete pump; Rotec type Conveyor; stabilizing mixer (self-propelled); shoulder widener; asphalt plant engineer; bituminous paver; bump cutter & grooving machine; milling machine; screed (bituminous paver); asphalt heater, planer & scarifier; Backhoes (excavators) weighing under 130,000 lbs; grader or motor patrol; tractor (scraper, dozer, pusher, loader); scraper - rubber tired (single or twin engine); endloader; hydraulic backhoe (tractor type); trenching machine; skid rigs; tractor, side boom (heavy); drilling or boring machine (mechanical heavy); roller over 5 tons; percussion or rotary drilling machine; air track; blaster; loading machine (conveyor); tugger; boatmen; winches & A-frames; post driver; material hoist.

GROUP 4: Greaser, roller steel (5 tons or less); roller (pneumatic tired) - self propelled; tractor (mounted or towed compactors & light equipment); shouldering machine; self-propelled chip spreader; concrete spreader; finishing machine; mechanical float; curing machine; power subgrader; joint sawer (multiple blade) belting machine; burlap machine; texturing machine; tractor endloader (rubber tired) - light; jeep digger; forklift; mulcher; launch operator; fireman, environmental burner

GROUP 5: Air compressor; power pack; vibrator hammer and extractor; heavy equipment, leadman; tank car heaters; stump chipper; curb machine operator; Concrete proportioning plants; generators; mudjack operator; rock breaker; crusher or screening plant; screed (milling machine); automatic belt conveyor and surge bin; pug mill operator; Oiler, pump (over 3 inches); Drilling Machine Tender.

GROUP 6: Off-road material hauler with or without ejector.

IRON0008-002 06/01/2019

BROWN, CALUMET, DOOR, FOND DU LAC, KEWAUNEE, MANITOWOC, MARINETTE, OCONTO, OUTAGAMI, SHAWANO, SHEBOYGAN, AND WINNEBAGO COUNTIES:

SECTION K:DAVIS BACON WAGE RATES

	Rates	Fringes
IRONWORKER.....	\$ 35.07	27.62

Paid Holidays: New Year's Day, Memorial Day, July 4th, Labor Day, Thanksgiving Day & Christmas Day.

 IRON0008-003 06/01/2019

KENOSHA, MILWAUKEE, OZAUKEE, RACINE, WALWORTH (N.E. 2/3), WASHINGTON, AND WAUKESHA COUNTIES

	Rates	Fringes
IRONWORKER.....	\$ 37.12	27.87

Paid Holidays: New Year's Day, Memorial Day, July 4th, Labor Day, Thanksgiving Day & Christmas Day.

 IRON0383-001 06/01/2019

ADAMS, COLUMBIA, CRAWFORD, DANE, DODGE, FLORENCE, FOREST, GRANT, GREENE, (Excluding S.E. tip), GREEN LAKE, IOWA, JEFFERSON, JUNEAU, LA CROSSE, LAFAYETTE, LANGLADE, MARATHON, MARQUETTE, MENOMINEE, MONROE, PORTAGE, RICHLAND, ROCK (Northern area, vicinity of Edgerton and Milton), SAUK, VERNON, WAUPACA, WAUSHARA, AND WOOD COUNTIES

	Rates	Fringes
IRONWORKER.....	\$ 35.50	26.57

 IRON0498-005 06/01/2019

GREEN (S.E. 1/3), ROCK (South of Edgerton and Milton), and WALWORTH (S.W. 1/3) COUNTIES:

	Rates	Fringes
IRONWORKER.....	\$ 40.25	40.53

 IRON0512-008 06/03/2019

BARRON, BUFFALO, CHIPPEWA, CLARK, DUNN, EAU CLAIRE, JACKSON, PEPIN, PIERCE, POLK, RUSK, ST CROIX, TAYLOR, AND TREMPLEAU COUNTIES

	Rates	Fringes
IRONWORKER.....	\$ 37.60	29.40

 IRON0512-021 06/03/2019

ASHLAND, BAYFIELD, BURNETT, DOUGLAS, IRON, LINCOLN, ONEIDA, PRICE, SAWYER, VILAS AND WASHBURN COUNTIES

	Rates	Fringes
IRONWORKER.....	\$ 33.19	29.40

 LABO0113-002 06/03/2019

MILWAUKEE AND WAUKESHA COUNTIES

SECTION K: DAVIS BACON WAGE RATES

	Rates	Fringes
LABORER		
Group 1.....	\$ 29.02	21.92
Group 2.....	\$ 29.17	21.92
Group 3.....	\$ 29.37	21.92
Group 4.....	\$ 29.52	21.92
Group 5.....	\$ 29.67	21.92
Group 6.....	\$ 25.51	21.92

LABORERS CLASSIFICATIONS

GROUP 1: General Laborer; Tree Trimmer; Conduit Layer; Demolition and Wrecking Laborer; Guard Rail, Fence, and Bridge Builder; Landscaper; Multiplate Culvert Assembler; Stone Handler; Bituminous Worker (Shoveler, Loader, and Utility Man); Batch Truck Dumper or Cement Handler; Bituminous Worker (Dumper, Ironer, Smoother, and Tamper); Concrete Handler

GROUP 2: Air Tool Operator; Joint Sawyer and Filler (Pavement); Vibrator or Tamper Operator (Mechanical Hand Operated); Chain Saw Operator; Demolition Burning Torch Laborer

GROUP 3: Bituminous Worker (Raker and Luteman); Formsetter (Curb, Sidewalk, and Pavement); Strike Off Man

GROUP 4: Line and Grade Specialist

GROUP 5: Blaster and Powderman

GROUP 6: Flagperson; traffic control person

LABO0113-003 06/03/2019

OZAUKEE AND WASHINGTON COUNTIES

	Rates	Fringes
LABORER		
Group 1.....	\$ 28.27	21.92
Group 2.....	\$ 28.37	21.92
Group 3.....	\$ 28.42	21.92
Group 4.....	\$ 28.62	21.92
Group 5.....	\$ 28.47	21.92
Group 6.....	\$ 25.36	21.92

LABORERS CLASSIFICATIONS

GROUP 1: General Laborer; Tree Trimmer; Conduit Layer; Demolition and Wrecking Laborer; Guard Rail, Fence, and Bridge Builder; Landscaper; Multiplate Culvert Assembler; Stone Handler; Bituminous Worker (Shoveler, Loader, and Utility Man); Batch Truck Dumper or Cement Handler; Bituminous Worker (Dumper, Ironer, Smoother, and Tamper); Concrete Handler

GROUP 2: Air Tool Operator; Joint Sawyer and Filler (Pavement); Vibrator or Tamper Operator (Mechanical Hand Operated);

GROUP 3: Bituminous Worker (Raker and Luteman); Formsetter (Curb, Sidewalk, and Pavement); Strike Off Man

GROUP 4: Line and Grade Specialist

GROUP 5: Blaster; powderman

GROUP 6: Flagperson and Traffic Control Person

SECTION K:DAVIS BACON WAGE RATES

LAB00113-011 06/03/2019

KENOSHA AND RACINE COUNTIES

	Rates	Fringes
LABORER		
Group 1.....	\$ 28.08	21.92
Group 2.....	\$ 28.23	21.92
Group 3.....	\$ 28.43	21.92
Group 4.....	\$ 28.40	21.92
Group 5.....	\$ 28.73	21.92
Group 6.....	\$ 25.22	21.92

LABORERS CLASSIFICATIONS:

GROUP 1: General laborer; Tree Trimmer; Conduit Layer; Demolition and Wrecking Laborer; Guard Rail, Fence, and Bridge Builder; Landscaper; Multiplate Culvert Assembler; Stone Handler; Bituminous Worker (Shoveler, Loader, and Utility Man); Batch Truck Dumper or Cement Handler; Bituminous worker (Dumper, Ironer, Smoother, and Tamper); Concrete Handler

GROUP 2: Air Tool Operator; Joint Sawyer and Filler (Pavement); Vibrator or Tamper Operator (Mechanical Hand Operated); Chain Saw Operator; Demolition Burning Torch Laborer

GROUP 3: Bituminous Worker (Raker and Luteman); Formsetter (Curb, Sidewalk, and Pavement); Strike Off Man

GROUP 4: Line and Grade Specialist

GROUP 5: Blaster and Powderman

GROUP 6: Flagman; traffic control person

LAB00140-002 06/03/2019

ADAMS, ASHLAND, BARRON, BAYFIELD, BROWN, BUFFALO, BURNETT, CALUMET, CHIPPEWA, CLARK, COLUMBIA, CRAWFORD, DODGE, DOOR, DOUGLAS, DUNN, EAU CLAIRE, FLORENCE, FOND DU LAC, FOREST, GRANT, GREEN, GREEN LAKE, IRON, JACKSON, JUNEAU, IOWA, JEFFERSON, KEWAUNEE, LA CROSSE, LAFAYETTE, LANGLADE, LINCOLN, MANITOWOC, MARATHON, MARINETTE, MARQUETTE, MENOMINEE, MONROE, OCONTO, ONEIDA, OUTAGAMIE, PEPIN, PIERCE, POLK, PORTAGE, PRICE, RICHLAND, ROCK, RUSK, SAWYER, SHAWANO, SHEBOYGAN, ST. CROIX, TAYLOR, TREMPLEALEAU, VERNON, VILLAS, WALWORTH, WASHBURN, WAUPACA, WAUSHARA, WINNEBAGO, AND WOOD COUNTIES

	Rates	Fringes
LABORER		
Group 1.....	\$ 32.84	17.54
Group 2.....	\$ 32.94	17.54
Group 3.....	\$ 32.99	17.54
Group 4.....	\$ 33.19	17.54
Group 5.....	\$ 33.04	17.54
Group 6.....	\$ 29.47	17.54

LABORER CLASSIFICATIONS

GROUP 1: General Laborer; Tree Trimmer; Conduit Layer; Demolition and Wrecking Laborer; Guard Rail, Fence, and Bridge Builder; Landscaper; Multiplate Culvert Assembler; Stone Handler; Bituminous Worker (Shoveler, Loader, and Utility Man); Batch Truck Dumper or Cement Handler;

SECTION K: DAVIS BACON WAGE RATES

Bituminous Worker (Dumper, Ironer, Smoother and Tamper);
Concrete Handler

GROUP 2: Air Tool Operator; Joint Sawyer and Filler
(Pavement); Vibrator or Tamper Operator (Mechanical Hand
Operated); Chain Saw Operator, Demolition Burning Torch
Laborer

GROUP 3: Bituminous Worker (Raker and Luteman); Formsetter
(Curb, Sidewalk and Pavement); Strike Off Man

GROUP 4: Line and Grade Specialist

GROUP 5: Blaster; powderman

GROUP 6: Flagperson; Traffic Control

LAB00464-003 06/03/2019

DANE COUNTY

	Rates	Fringes
LABORER		
Group 1.....	\$ 33.12	17.54
Group 2.....	\$ 33.22	17.54
Group 3.....	\$ 33.27	17.54
Group 4.....	\$ 33.47	17.54
Group 5.....	\$ 33.32	17.54
Group 6.....	\$ 29.47	17.54

LABORERS CLASSIFICATIONS:

GROUP 1: General Laborer; Tree Trimmer; Conduit Layer;
Demolition and Wrecking Laborer; Guard Rail, Fence, and
Bridge Builder; Landscaper; Multiplate Culvert Assembler;
Stone Handler; Bituminous Worker (Shoveler, Loader, and
Utility Man); Batch Truck Dumper or Cement Handler;
Bituminous Worker (Dumper, Ironer, Smoother, and Tamper);
Concrete Handler

GROUP 2: Air Tool Operator; Joint Sawyer and Filler
(Pavement); Vibrator or Tamper Operator (Mechanical Hand
Operated); Chain Saw Operator; Demolition Burning Torch
Laborer

GROUP 3: Bituminous Worker (Raker and Luteman); Formsetter
(Curb, Sidewalk, and Pavement); Strike Off Man

GROUP 4: Line and Grade Specialist

GROUP 5: Blaster; Powderman

GROUP 6: Flagperson and Traffic Control Person

PAIN0106-008 05/01/2017

ASHLAND, BAYFIELD, BURNETT, AND DOUGLAS COUNTIES

	Rates	Fringes
Painters:		
New:		
Brush, Roller.....	\$ 30.33	17.27
Spray, Sandblast, Steel....	\$ 30.93	17.27
Repaint:		
Brush, Roller.....	\$ 28.83	17.27
Spray, Sandblast, Steel....	\$ 29.43	17.27

PAIN0108-002 06/01/2019

SECTION K:DAVIS BACON WAGE RATES

RACINE COUNTY

	Rates	Fringes
Painters:		
Brush, Roller.....	\$ 36.08	20.36
Spray & Sandblast.....	\$ 37.08	20.36

PAIN0259-002 05/01/2008

BARRON, CHIPPEWA, DUNN, EAU CLAIRE, PEPIN, PIERCE, POLK, RUSK,
SAWYER, ST. CROIX, AND WASHBURN COUNTIES

	Rates	Fringes
PAINTER.....	\$ 24.11	12.15

PAIN0259-004 05/01/2015

BUFFALO, CRAWFORD, JACKSON, LA CROSSE, MONROE, TREMPLEAU, AND
VERNON COUNTIES

	Rates	Fringes
PAINTER.....	\$ 22.03	12.45

PAIN0781-002 06/01/2019

JEFFERSON, MILWAUKEE, OZAUKEE, WASHINGTON, AND WAUKESHA COUNTIES

	Rates	Fringes
Painters:		
Bridge.....	\$ 33.30	23.86
Brush.....	\$ 32.95	23.86
Spray & Sandblast.....	\$ 33.70	23.86

PAIN0802-002 06/01/2019

COLUMBIA, DANE, DODGE, GRANT, GREEN, IOWA, LAFAYETTE, RICHLAND,
ROCK, AND SAUK COUNTIES

	Rates	Fringes
PAINTER		
Brush.....	\$ 30.93	18.44

PREMIUM PAY:
Structural Steel, Spray, Bridges = \$1.00 additional per
hour.

PAIN0802-003 06/01/2019

ADAMS, BROWN, CALUMET, CLARK, DOOR, FOND DU LAC, FOREST, GREEN
LAKE, IRON, JUNEAU, KEWAUNEE, LANGLADE, LINCOLN, MANITOWOC,
MARATHON, MARINETTE, MARQUETTE, MENOMINEE, OCONTO, ONEIDA,
OUTAGAMIE, PORTAGE, PRICE, SHAWANO, SHEBOYGAN, TAYLOR, VILAS,
WAUSHARA, WAUPACA, WINNEBAGO, AND WOOD COUNTIES

	Rates	Fringes
PAINTER.....	\$ 30.93	18.58

PAIN0934-001 06/01/2017

KENOSHA AND WALWORTH COUNTIES

SECTION K:DAVIS BACON WAGE RATES

	Rates	Fringes
Painters:		
Brush.....	\$ 33.74	18.95
Spray.....	\$ 34.74	18.95
Structural Steel.....	\$ 33.89	18.95

PAIN1011-002 06/02/2019

FLORENCE COUNTY

	Rates	Fringes
Painters:.....	\$ 25.76	13.33

PLAS0599-010 06/01/2017

	Rates	Fringes
CEMENT MASON/CONCRETE FINISHER		
Area 1.....	\$ 39.46	17.17
Area 2 (BAC).....	\$ 35.07	19.75
Area 3.....	\$ 35.61	19.40
Area 4.....	\$ 34.70	20.51
Area 5.....	\$ 36.27	18.73
Area 6.....	\$ 32.02	22.99

AREA DESCRIPTIONS

AREA 1: BAYFIELD, DOUGLAS, PRICE, SAWYER, AND WASHBURN COUNTIES

AREA 2: ADAMS, ASHLAND, BARRON, BROWN, BURNETT, CALUMET, CHIPPEWA, CLARK, COLUMBIA, DODGE, DOOR, DUNN, FLORENCE, FOND DU LAC, FOREST, GREEN LAKE, IRON, JEFFERSON, KEWAUNEE, LANGLADE, LINCOLN, MANITOWOC, MARATHON, MARINETTE, MARQUETTE, MENOMINEE, OCONTO, ONEIDA, OUTAGAMIE, POLK, PORTAGE, RUSK, ST CROIX, SAUK, SHAWANO, SHEBOYGAN, TAYLOR, VILAS, WALWORTH, WAUPACA, WAUSHARA, WINNEBAGO, AND WOOD COUNTIES

AREA 3: BUFFALO, CRAWFORD, EAU CLAIRE, JACKSON, JUNEAU, LA CROSSE MONROE, PEPIN, PIERCE, RICHLAND, TREMPPEALEAU, AND VERNON COUNTIES

AREA 4: MILWAUKEE, OZAUKEE, WASHINGTON, AND WAUKESHA COUNTIES

AREA 5: DANE, GRANT, GREEN, IOWA, LAFAYETTE, AND ROCK COUNTIES

AREA 6: KENOSHA AND RACINE COUNTIES

TEAM0039-001 06/01/2019

	Rates	Fringes
TRUCK DRIVER		
1 & 2 Axles.....	\$ 29.57	22.03
3 or more Axles; Euclids		
Dumptor & Articulated,		
Truck Mechanic.....	\$ 29.72	22.03
WELL DRILLER.....	\$ 16.52	3.70

WELDERS - Receive rate prescribed for craft performing operation to which welding is incidental.

SECTION K:DAVIS BACON WAGE RATES

Note: Executive Order (EO) 13706, Establishing Paid Sick Leave for Federal Contractors applies to all contracts subject to the Davis-Bacon Act for which the contract is awarded (and any solicitation was issued) on or after January 1, 2017. If this contract is covered by the EO, the contractor must provide employees with 1 hour of paid sick leave for every 30 hours they work, up to 56 hours of paid sick leave each year. Employees must be permitted to use paid sick leave for their own illness, injury or other health-related needs, including preventive care; to assist a family member (or person who is like family to the employee) who is ill, injured, or has other health-related needs, including preventive care; or for reasons resulting from, or to assist a family member (or person who is like family to the employee) who is a victim of, domestic violence, sexual assault, or stalking. Additional information on contractor requirements and worker protections under the EO is available at www.dol.gov/whd/govcontracts.

Unlisted classifications needed for work not included within the scope of the classifications listed may be added after award only as provided in the labor standards contract clauses (29CFR 5.5 (a) (1) (ii)).

The body of each wage determination lists the classification and wage rates that have been found to be prevailing for the cited type(s) of construction in the area covered by the wage determination. The classifications are listed in alphabetical order of ""identifiers"" that indicate whether the particular rate is a union rate (current union negotiated rate for local), a survey rate (weighted average rate) or a union average rate (weighted union average rate).

Union Rate Identifiers

A four letter classification abbreviation identifier enclosed in dotted lines beginning with characters other than ""SU"" or ""UAVG"" denotes that the union classification and rate were prevailing for that classification in the survey. Example: PLUM0198-005 07/01/2014. PLUM is an abbreviation identifier of the union which prevailed in the survey for this classification, which in this example would be Plumbers. 0198 indicates the local union number or district council number where applicable, i.e., Plumbers Local 0198. The next number, 005 in the example, is an internal number used in processing the wage determination. 07/01/2014 is the effective date of the most current negotiated rate, which in this example is July 1, 2014.

Union prevailing wage rates are updated to reflect all rate changes in the collective bargaining agreement (CBA) governing this classification and rate.

Survey Rate Identifiers

Classifications listed under the ""SU"" identifier indicate that no one rate prevailed for this classification in the survey and the published rate is derived by computing a weighted average rate based on all the rates reported in the survey for that classification. As this weighted average rate includes all rates reported in the survey, it may include both union and non-union rates. Example: SULA2012-007 5/13/2014. SU indicates the rates are survey rates based on a weighted average calculation of rates and are not majority rates. LA indicates the State of Louisiana. 2012 is the year of survey on which these classifications and rates are based. The next number, 007 in the example, is an internal number used in producing the wage determination. 5/13/2014 indicates the survey completion

SECTION K:DAVIS BACON WAGE RATES

date, for the classifications and rates under that identifier.

Survey wage rates are not updated and remain in effect until a new survey is conducted.

Union Average Rate Identifiers

Classification(s) listed under the UAVG identifier indicate that no single majority rate prevailed for those classifications; however, 100% of the data reported for the classifications was union data. EXAMPLE: UAVG-OH-0010 08/29/2014. UAVG indicates that the rate is a weighted union average rate. OH indicates the state. The next number, 0010 in the example, is an internal number used in producing the wage determination. 08/29/2014 indicates the survey completion date for the classifications and rates under that identifier.

A UAVG rate will be updated once a year, usually in January of each year, to reflect a weighted average of the current negotiated/CBA rate of the union locals from which the rate is based.

WAGE DETERMINATION APPEALS PROCESS

1.) Has there been an initial decision in the matter? This can be:

- * an existing published wage determination
- * a survey underlying a wage determination
- * a Wage and Hour Division letter setting forth a position on a wage determination matter
- * a conformance (additional classification and rate) ruling

On survey related matters, initial contact, including requests for summaries of surveys, should be with the Wage and Hour Regional Office for the area in which the survey was conducted because those Regional Offices have responsibility for the Davis-Bacon survey program. If the response from this initial contact is not satisfactory, then the process described in 2.) and 3.) should be followed.

With regard to any other matter not yet ripe for the formal process described here, initial contact should be with the Branch of Construction Wage Determinations. Write to:

Branch of Construction Wage Determinations
Wage and Hour Division
U.S. Department of Labor
200 Constitution Avenue, N.W.
Washington, DC 20210

2.) If the answer to the question in 1.) is yes, then an interested party (those affected by the action) can request review and reconsideration from the Wage and Hour Administrator (See 29 CFR Part 1.8 and 29 CFR Part 7). Write to:

Wage and Hour Administrator
U.S. Department of Labor
200 Constitution Avenue, N.W.
Washington, DC 20210

The request should be accompanied by a full statement of the interested party's position and by any information (wage payment data, project description, area practice material, etc.) that the requestor considers relevant to the issue.

3.) If the decision of the Administrator is not favorable, an interested party may appeal directly to the Administrative

SECTION K:DAVIS BACON WAGE RATES

Review Board (formerly the Wage Appeals Board). Write to:

Administrative Review Board
U.S. Department of Labor
200 Constitution Avenue, N.W.
Washington, DC 20210

4.) All decisions by the Administrative Review Board are final.

=====

END OF GENERAL DECISION"